



educircles.org

Chapter 3 of Exploring the 6 Cs (21st Century Learning)

# COLLABORATION CHAPTER

## SOCIAL-EMOTIONAL LEARNING (SEL)

SECTION A: Word Jumble

SECTION B: Teamwork Styles

SECTION C: Videos

SECTION D: Consolidation

version: v2022-07-18

## “BONUS” - START HERE

👋 Need a hand? Email me! [Mike@educircles.org](mailto:Mike@educircles.org)

**STEP 1: Download the ZIP FILE for the bundle from [here](#).**

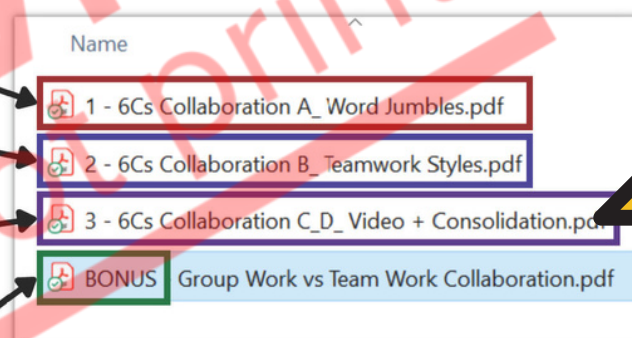
The zip file will have 4 PDFs and a “BONUS” PDF which is this document. (There may also be extra content.)

**PDF 1** Word Jumbles

**PDF 2** Teamwork Styles

**PDF 3** Video + Consolidation

**PDF 4** Bundle START HERE



**STEP 2: Open the PDF files to get the handouts**

- The first PDF (#1) has the handouts, lesson plans, and printables for **Section A: Word Jumble**
- The second PDF (#2) has the handouts, lesson plans, and printables for **Section B: Teamwork Styles**
- The third PDF (#3) has the handouts, lesson plans, and printables for **Section C: Video** and **Section D: Consolidation**.
- The last PDF “BONUS” is this START HERE pdf that you’re reading right now.

**STEP 3: Open the slideshow lesson**

- The links to Google Slides and Microsoft Powerpoint are on the first page of the PDF you just opened. (You can also use the direct links on the next page.)

**WHAT’S IN THIS PDF:**

- This title page + links to all of the files, lesson by lesson (File Table of Contents)
- About Educircles, License, Copyright, Sources, Changelog

Instructions

What's in this ZIP Folder

What's in this PDF

6Cs Collaboration - START HERE - Page 1 of 7

© Educircles / SEOT Mindset v2022-07-18

This resource is licensed. The teacher who bought this product receives an Individual License to use this resource. Other teachers can buy an Individual License on this [page](#). If you have any questions, please email me at [Mike@educircles.org](mailto:Mike@educircles.org).



educircles.org

# START HERE

(TpT calls this "BONUS" in the zip file)

# File Table of Contents

## BIG PICTURE

| What do I need   | File Name   | File type                           | Get the file                   |
|------------------|---|-------------------------------------|--------------------------------|
| Lesson Plan      | Overview <ul style="list-style-type: none"><li>This is a good overview to print.</li></ul>  | PDF                                 | <a href="#">one-click copy</a> |
|                  | Lesson Plans - ALL <ul style="list-style-type: none"><li>Detailed script with slide thumbnails.</li><li>Slide Number Comparison Chart</li></ul>   | PDF                                 | <a href="#">one-click copy</a> |
| Lesson           | Slideshow - ALL (slides 1-117)  | Google Slides                       | <a href="#">one-click copy</a> |
|                  |   | Microsoft Powerpoint <sup>(1)</sup> | <a href="#">one-click copy</a> |
| Digital Handouts | Section A: Debates  | Easel by TpT                        | <a href="#">one-click copy</a> |
|                  | Section B: Teamwork Styles  | Easel by TpT                        | <a href="#">one-click copy</a> |
|                  | Section C/D: Video + Consolidation  | Easel by TpT                        | <a href="#">one-click copy</a> |
|                  | Note: <ul style="list-style-type: none"><li>TpT currently only allows one Easel file to be attached to a product.</li><li>All of the handouts are in this single file.</li><li>Delete the pages you don't need before assigning your file to students.</li><li>Use the one-click copy link multiple times to create different versions of handouts.</li></ul> |                                     |                                |

(1) If the fonts look messed up in Microsoft Word or Powerpoint, please [watch this video](#).  
If you can't edit the Word or Powerpoint file, it's because you're in protected mode. [Read this](#).

PDF

Google Slides

Powerpoint

Easel by TpT



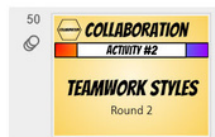
# Links to files

**NOTE: Duplicate Slide ALERT!**

The same slide has been copied into three separate files.

The **Slide Number Comparison Chart** in the Lesson Plan for **each Section** will tell you which slides match up.

For example, the following slide is



- Slide 50 in **Slideshow - ALL**
- Slide 20 in **Slideshow - Section B**
- Slide 1 in **Slideshow - Lesson B2**

The Lesson Plan will show a thumbnail of the slide and use the slide number from the main slideshow **Slideshow - ALL**.

**Different files are used if you teach in class or online.**

- Are you teaching in class?
  - Use **Slideshow - ALL** (from the bundle) or **Slideshow - Section B** (from the product) and project to the class.
- Are you creating assignments in Google Classroom, Microsoft Teams, or another LMS?
  - Attach **Slideshow - Lesson B1, B2, and B3** in your assignments.

**SECTION B**  
**Teamwork Styles**  
Slide Number Comparison Chart

Are you teaching in class?

- Use **Slideshow - ALL** (from the bundle) or **Slideshow - Section B** (from the product) and project to the class.

Are you creating assignments in Google Classroom, Microsoft Teams, or another LMS?

- Attach **Slideshow - Lesson B1, B2, and B3** in your assignments.

**Lesson B1**

|   | Slideshow ALL | Section B | Lesson B1 |
|---|---------------|-----------|-----------|
| SECTION B Teamwork Styles (slide 31-53)                               | 31-53         | 1-53      |           |
| COLLABORATION LESSON B1: 50 MIN Teamwork Styles Round 1 (slide 31-36) | 31-36         | 1-19      | 1-19      |
| Collaboration in the Classroom - 4 corners (slides 31-36) - 15 min    | 31-36         | 1-6       | 1-6       |
| Brainstorming examples of teamwork (slides 37-39) - 10 min            | 37-39         | 7-9       | 7-9       |
| Photo Analysis - 9 Team Examples (slides 40-49) - 15 min              | 40-49         | 10-19     | 10-19     |

**Lesson B2**

|   | Slideshow ALL | Section B | Lesson B2 |
|---|---------------|-----------|-----------|
| COLLABORATION LESSON B2: 50 MIN Teamwork Styles Round 2 (slide 50-66) | 50-66         | 20-36     |           |
| 3 styles of teamwork (slide 50-51) - 15 min                           | 50-55         | 20-25     | 1-6       |
| Discuss answers (slide 56) - 5 min                                    | 56            | 26        | 7         |
| Reflect on your teamwork style (slide 57) - 5 min                     | 57            | 27        | 8         |
| Shadow Lady overview (slide 58-60) - 10 min                           | 58-60         | 28-30     | 9-11      |
| Collaboration video clip (slide 61-62) - 8 min                        | 61-62         | 31-32     | 12-13     |
| Collaboration video clip (slide 63-64) - 8 min                        | 63-64         | 33-34     | 14-15     |
| Collaboration video clip (slide 65-66) - 8 min                        | 65-66         | 35-36     | 16-17     |

The slide number comparison chart is at the start of each section in the following lesson plans:

- Lesson Plan - ALL** (from the bundle)
- Lesson Plan - Section B** (from the product)

It is **NOT** in individual lesson plans (i.e. **Lesson Plan - Lesson B1**)

Duplicate slide alert!

Use this to teach in class

Slideshow from bundle

Slideshow from product

Individual lesson slideshow

Assign this in Google Classroom



Links to files



LESSON A1 - Word Jumble (slides 1-21) - 45 MIN

| What do I need   | File Name                           | File type                           | Get the file                   |
|------------------|-------------------------------------|-------------------------------------|--------------------------------|
| Lesson Plan      | Lesson Plan - A1                    | PDF                                 | <a href="#">one-click copy</a> |
| Lesson           | Slideshow - Lesson A1 (slides 1-21) | Google Slides                       | <a href="#">one-click copy</a> |
|                  |                                     | Microsoft Powerpoint <sup>(1)</sup> | <a href="#">one-click copy</a> |
| Handout          | Word Jumble                         | PDF                                 | <a href="#">one-click copy</a> |
|                  |                                     | Google Docs                         | <a href="#">one-click copy</a> |
|                  |                                     | Microsoft Word <sup>(1)</sup>       | <a href="#">one-click copy</a> |
|                  |                                     | Online Version: Easel by TpT        | Use link on page 2             |
| Answers          | Answers - Word Jumble               | PDF                                 | <a href="#">one-click copy</a> |
| Review questions | Review - Lesson A1                  | PDF                                 | <a href="#">one-click copy</a> |
|                  |                                     | Google Docs                         | <a href="#">one-click copy</a> |
|                  |                                     | Microsoft Word <sup>(1)</sup>       | <a href="#">one-click copy</a> |
|                  |                                     | Online Version: Easel by TpT        | Use link on page 2             |

Lesson  
A1

Google Docs

Word



Links to files

LESSON A2 - Word Jumble Round 2 - Strategies (slides 22-30) - 50 MIN

| What do I need   | File Name                            | File type                           | Get the file                   |
|------------------|--------------------------------------|-------------------------------------|--------------------------------|
| Lesson Plan      | Lesson Plan - A2                     | PDF                                 | <a href="#">one-click copy</a> |
| Lesson           | Slideshow - Lesson A2 (slides 22-30) | Google Slides                       | <a href="#">one-click copy</a> |
|                  |                                      | Microsoft Powerpoint <sup>(1)</sup> | <a href="#">one-click copy</a> |
| Handout          | Create your own word jumble          | PDF                                 | <a href="#">one-click copy</a> |
|                  |                                      | Google Docs                         | <a href="#">one-click copy</a> |
|                  |                                      | Microsoft Word <sup>(1)</sup>       | <a href="#">one-click copy</a> |
|                  |                                      | Online Version: Easel by TpT        | Use link on page 2             |
| Review questions | Review - Lesson A2                   | PDF                                 | <a href="#">one-click copy</a> |
|                  |                                      | Google Docs                         | <a href="#">one-click copy</a> |
|                  |                                      | Microsoft Word <sup>(1)</sup>       | <a href="#">one-click copy</a> |
|                  |                                      | Online Version: Easel by TpT        | Use link on page 2             |

Lesson  
A2

files are  
organized  
by lesson



Links to files

LESSON B1 - Teamwork Styles Round 1 (slide 31-49) - 50 MIN

| What do I need   | File Name                            | File type                           | Get the file                   |
|------------------|--------------------------------------|-------------------------------------|--------------------------------|
| Lesson Plan      | Lesson Plan - B1                     | PDF                                 | <a href="#">one-click copy</a> |
| Lesson           | Slideshow - Lesson B1 (slides 31-49) | Google Slides                       | <a href="#">one-click copy</a> |
|                  |                                      | Microsoft Powerpoint <sup>(1)</sup> | <a href="#">one-click copy</a> |
| Review questions | Review - Lesson B1                   | PDF                                 | <a href="#">one-click copy</a> |
|                  |                                      | Google Docs                         | <a href="#">one-click copy</a> |
|                  |                                      | Microsoft Word <sup>(1)</sup>       | <a href="#">one-click copy</a> |
|                  |                                      | Online Version: Easel by TpT        | Use link on page 2             |

Lesson  
B1

PREVIEW  
do not print

files are  
organized  
by lesson



Links to files

LESSON B2 - Teamwork Styles Round 2 (slide 50-66) - 50 MIN

| What do I need | File Name  | File type                           | Get the file                   |
|----------------|--|-------------------------------------|--------------------------------|
| Lesson Plan    | Lesson Plan - B2   | PDF                                 | <a href="#">one-click copy</a> |
| Lesson         | Slideshow - Lesson B2 (slides 50-66)   | Google Slides                       | <a href="#">one-click copy</a> |
|                |  | Microsoft Powerpoint <sup>(1)</sup> | <a href="#">one-click copy</a> |
| Handout        | Teamwork Styles (version 1a) <ul style="list-style-type: none"><li>Basic handout with reading passage</li></ul>  | PDF                                 | <a href="#">one-click copy</a> |
|                |  | Google Docs                         | <a href="#">one-click copy</a> |
|                |  | Microsoft Word <sup>(1)</sup>       | <a href="#">one-click copy</a> |
|                |  | Online Version: Easel by TpT        | Use link on page 2             |
|                | Teamwork Styles (version 1b) <ul style="list-style-type: none"><li>completed teamwork styles chart (question 1b)</li></ul>   | PDF                                 | <a href="#">one-click copy</a> |
|                |  | Google Docs                         | <a href="#">one-click copy</a> |
|                |  | Microsoft Word <sup>(1)</sup>       | <a href="#">one-click copy</a> |
|                |  | Online Version: Easel by TpT        | Use link on page 2             |
|                | Teamwork Styles (version 1c) <ul style="list-style-type: none"><li>completed teamwork styles chart (question 1b)</li><li>criteria in comparison chart (question 2)</li></ul> | PDF                                 | <a href="#">one-click copy</a> |
|                |  | Google Docs                         | <a href="#">one-click copy</a> |
|                |  | Microsoft Word <sup>(1)</sup>       | <a href="#">one-click copy</a> |
|                |  | Online Version: Easel by TpT        | Use link on page 2             |
|                | Teamwork Styles (version 2d) <ul style="list-style-type: none"><li>completed teamwork styles chart (question 1b)</li></ul>   | PDF                                 | <a href="#">one-click copy</a> |
|                |  | Google Docs                         | <a href="#">one-click copy</a> |
|                |  | Microsoft Word <sup>(1)</sup>       | <a href="#">one-click copy</a> |
|                |  | Online Version: Easel by TpT        | Use link on page 2             |
|                | Teamwork Styles (version 2e) <ul style="list-style-type: none"><li>completed teamwork styles chart (question 1b)</li><li>criteria in comparison chart (question 2)</li></ul> | PDF                                 | <a href="#">one-click copy</a> |
|                |  | Google Docs                         | <a href="#">one-click copy</a> |
|                |  | Microsoft Word <sup>(1)</sup>       | <a href="#">one-click copy</a> |
|                |  | Online Version: Easel by TpT        | Use link on page 2             |
| Answers        | Answers - Teamwork Styles  | PDF                                 | <a href="#">one-click copy</a> |

Lesson  
B2

files are  
organized  
by lesson



Links to files



LESSON B3 - Teamwork Styles Round 3 (slide 67-83) - 50 MIN

| What do I need     | File Name                            | File type                           | Get the file                   |
|--------------------|--------------------------------------|-------------------------------------|--------------------------------|
| Lesson Plan        | Lesson Plan - B3                     | PDF                                 | <a href="#">one-click copy</a> |
| Lesson             | Slideshow - Lesson B3 (slides 67-83) | Google Slides                       | <a href="#">one-click copy</a> |
|                    |                                      | Microsoft Powerpoint <sup>(1)</sup> | <a href="#">one-click copy</a> |
| Posters (optional) | Posters - Gallery Walk               | PDF                                 | <a href="#">one-click copy</a> |
| Review questions   | Review - Lesson B3                   | PDF                                 | <a href="#">one-click copy</a> |
|                    |                                      | Google Docs                         | <a href="#">one-click copy</a> |
|                    |                                      | Microsoft Word <sup>(1)</sup>       | <a href="#">one-click copy</a> |
|                    |                                      | Online Version: Easel by TpT        | Use link on page 2             |

Lesson  
B3

files are  
organized  
by lesson



Links to files



LESSON C1 - Collaboration Strategies in Video Clips (slides 84-94) - 40 MIN

| What do I need   | File Name                            | File type                           | Get the file                   |
|------------------|--------------------------------------|-------------------------------------|--------------------------------|
| Lesson Plan      | Lesson Plan - C1                     | PDF                                 | <a href="#">one-click copy</a> |
| Lesson           | Slideshow - Lesson C1 (slides 84-94) | Google Slides                       | <a href="#">one-click copy</a> |
|                  |                                      | Microsoft Powerpoint <sup>(1)</sup> | <a href="#">one-click copy</a> |
| Review questions | Review - Lesson C1                   | PDF                                 | <a href="#">one-click copy</a> |
|                  |                                      | Google Docs                         | <a href="#">one-click copy</a> |
|                  |                                      | Microsoft Word <sup>(1)</sup>       | <a href="#">one-click copy</a> |
|                  |                                      | Online Version: Easel by TpT        | Use link on page 2             |

Lesson  
C1

PREVIEW  
do not print

files are  
organized  
by lesson



Links to files

LESSON D1 - Vocabulary Builder (slides 95-111) - 40 MIN

| What do I need | File Name                             | File type                           | Get the file                   |
|----------------|---------------------------------------|-------------------------------------|--------------------------------|
| Lesson Plan    | Lesson Plan - D1                      | PDF                                 | <a href="#">one-click copy</a> |
| Lesson         | Slideshow - Lesson D1 (slides 95-111) | Google Slides                       | <a href="#">one-click copy</a> |
|                |                                       | Microsoft Powerpoint <sup>(1)</sup> | <a href="#">one-click copy</a> |
| Handout        | Vocabulary Builder                    | PDF                                 | <a href="#">one-click copy</a> |
|                |                                       | Google Slides                       | <a href="#">one-click copy</a> |
|                |                                       | Microsoft Powerpoint <sup>(1)</sup> | <a href="#">one-click copy</a> |
|                |                                       | Online Version: Easel by TpT        | Use link on page 2             |

Lesson  
D1

LESSON D2 - Self Evaluation / Review (slides 112-117) - 40 MIN

| What do I need | File Name                              | File type                           | Get the file                   |
|----------------|--|-------------------------------------|--------------------------------|
| Lesson Plan    | Lesson Plan - D2                       | PDF                                 | <a href="#">one-click copy</a> |
| Lesson         | Slideshow - Lesson D2 (slides 112-117) | Google Slides                       | <a href="#">one-click copy</a> |
|                |  | Microsoft Powerpoint <sup>(1)</sup> | <a href="#">one-click copy</a> |
| Handout        | Self Evaluation                        | PDF                                 | <a href="#">one-click copy</a> |
|                |  | Google Docs                         | <a href="#">one-click copy</a> |
|                |  | Microsoft Word <sup>(1)</sup>       | <a href="#">one-click copy</a> |
|                |  | Online Version: Easel by TpT        | Use link on page 2             |
|                | Chapter Review                         | PDF                                 | <a href="#">one-click copy</a> |
|                |  | Google Docs                         | <a href="#">one-click copy</a> |
|                |  | Microsoft Word <sup>(1)</sup>       | <a href="#">one-click copy</a> |
|                |  | Online Version: Easel by TpT        | Use link on page 2             |
| Answers        | Answers - Chapter Review               | PDF                                 | <a href="#">one-click copy</a> |

Lesson  
D2

files are  
organized  
by lesson



Links to files

# About Educircles.org



educircles.org

- I want to help make the world a better place.
- I try to help people achieve goals and stand up for themselves and others.
- Oh, I also make resources for teachers.
- [Read more](#)

## About SEOT Mindset

- Strategies, Effort, Optimize, Tinker
- From Mental Health Crisis to Teacher-preneur
- [Read my origin story](#)



MINDSET

If you liked this resource, you would probably like

- [Growth Mindset \(6Cs\) Social and Emotional Learning bundle](#)
- [6Cs Growth Mindset Class Challenge](#)
- [Reading for Meaning Comprehension Strategies](#)



---

6Cs Collaboration - START HERE - Page 3 of 7

© Educircles / SEOT Mindset v2022-07-18

This resource is licensed. The teacher who bought this product receives an Individual License to use this resource.  
Other teachers can buy an Individual License on this [page](#). If you have any questions, please email me at [Mike@educircles.org](mailto:Mike@educircles.org).



educircles.org

# About Educircles



# Licensing, Copyright, & Sources

version 2021-11-16

**Educircles and SEOT material are copyrighted.** As a TpT Seller, I own this resource.

When you buy this resource, you get an **Individual License**. This license gives you specific rights to use this for limited purposes. Please see the [TpT Terms of Service page](#) (section 3).

**You CAN modify this product for use with your students as much as you like!**

- You can make copies for your students, classroom aides, and substitute teachers as necessary.
- You can make copies for students' parents, classroom observers, supervisors, or school administrators for review purposes only.
- You can share digital resources for use by your students (and, as needed, their parent/caregiver)

**You CANNOT redistribute the original or a modified version of this resource.**

- You can not upload this to a website (i.e., your TpT store), a shared school drive, or elsewhere.
- My work is copyright. You can't remix it and re-release it (even if it's a free product) unless doing so falls under fair use copyright law.

**Each Individual License is for use by ONE (1) specific educator only.**

- You may not share, send, sell, sublicense, or transfer the resource to someone else unless you purchase an additional license for each educator that you share access to the resource.
- Each educator needs to purchase an individual license to use this product.

**General things to know about my work:**

1. Fonts used are published under an [open font license](#) (OFL) and used with permission.
2. Icons are from [iconmonstr](#) or [icons8](#). I have a paid subscription that permits me to use the icons without individual attribution.
3. Images / video / audio used are creatives that:
  - I took / made myself,
  - are Public Domain or Creative Commons [CC0](#), [CC BY](#) found on repositories including but not limited to [Pexels](#), [Unsplash](#), [Pixabay](#), [Wikimedia](#) and used with permission,
  - are purchased stock photography or videography (i.e., [BigStock](#), [StoryBlocks](#)) or commissioned artwork (i.e., [Fiverr](#)),
  - or are used under the [fair-use legal doctrine](#) of copyright-protected works.
4. Any words, ideas, or concepts used in this work are either my own or from others used under the "Fair Use" doctrine for teaching purposes.
5. **I constantly learn and tweak my work.** If I update this file, I will change the version date at the end of the file name (i.e., v2021-11-08) - See the changelog for details.
6. **I try to respect copyright. If you think I have made an error, please email me at [Mike@educircles.org](mailto:Mike@educircles.org).**

**Specific things to know about this product: 6Cs Collaboration** version 2022-07-18

- See individual products

---

6Cs Collaboration - START HERE - Page 4 of 7

© Educircles / SEOT Mindset v2022-07-18

This resource is licensed. The teacher who bought this product receives an Individual License to use this resource.  
Other teachers can buy an Individual License on this [page](#). If you have any questions, please email me at [Mike@educircles.org](mailto:Mike@educircles.org).



educircles.org

# Terms of Use / Sources

## Changelog

I occasionally update and improve these products over time. You know, add a new coat of paint, touch up a few words, fix any mistakes, etc.

Once you purchase this lesson package, you get future updates for free!

- Download the most recent version: [6Cs Collaboration](https://links.educircles.org/tpt/6cs-collaboration-a)
- How to update (or know if you need to update): [HELP \(6Cs Collaboration\)](#).

## SINGLE PDF FILE update 2022-07-18

1. This product has been simplified into a bundle of single TpT **digital download PDF** products:
  - <https://links.educircles.org/tpt/6cs-collaboration-a>
  - <https://links.educircles.org/tpt/6cs-collaboration-b>
  - <https://links.educircles.org/tpt/6cs-collaboration-cd>
2. The original product was a bundle of TpT **Google Drive folder** products. The TpT Google Drive folder products will be archived:
  - <https://www.teacherspayteachers.com/Product/6Cs-Collaboration-Folder-1-5899824>
  - <https://www.teacherspayteachers.com/Product/6Cs-Collaboration-Folder-2-5899815>
  - <https://www.teacherspayteachers.com/Product/6Cs-Collaboration-Folder-3-6006759>
3. If you purchased an older TpT Google Drive folder product, please email [Mike@educircles.org](mailto:Mike@educircles.org)


This product now has a Single PDF to print (with File Table of Contents and all handouts)

- **I added a digital learning version** (Easel by TpT)
- **I added Microsoft versions for all files**
- **NO CHANGES to teaching content** in section A.
- **Updated teaching content** in section D.
  - Updated the Handout - Student Self-Evaluation.
- Other changes
  - Files are now packaged by section (A. Word Jumble, B. Teamwork Styles, C/D Video + Consolidation) instead of splitting Google Drive folders by use (i.e. Print and Teach, Edit the documents, Google Classroom),
  - Simplified file names using descriptive words (handout, slideshow).
  - Minor changes to formatting / layout
  - Combined all handouts into a single PDF for easier printing
  - Removed Google Slides versions of handouts (and replaced with Easel by TpT)

6Cs Collaboration - START HERE - Page 5 of 7

© Educircles / SEOT Mindset v2022-07-18

This resource is licensed. The teacher who bought this product receives an Individual License to use this resource.  
Other teachers can buy an Individual License on this [page](#). If you have any questions, please email me at [Mike@educircles.org](mailto:Mike@educircles.org).



educircles.org

# Changelog

#### Version 2.8: Minor update May 14, 2021

- No changes to teaching content.
- Added **File 1b** which contains free TpT gift card giveaway / contest info
- Renamed Read Me First PDF to **File 1a**

#### Version 2.7 on Sep 29, 2020


Fixed error in Word Jumble (Speed Skating). Thanks to Sandy Castaneda's 9th grade students for spotting the error!

- Updated **File 5a** Word Jumble PDF and Google Doc
- Updated **File 5b** Word Jumble Answers PDF and Google Doc
- Updated **File 5c** Word Jumble 4 Olympic Events Google Slides (for Google Classroom)

#### Version 2.6 Simplifying file organization on Sep 9, 2020

This update is about trying to make the file organization more clear and less overwhelming.

- No changes to content. Just changes in file names and Google Drive folder organization
- Made file names shorter by removing "Educircles"
- Organized the Google Drive folders by intended use (instead of just going numerically)
  - Folder 1 has the files so teachers can just print and teach. (PDFs and the main slideshow file **File 3**)
  - Folder 2 has the editable Google Docs or Google Slide files for the handouts.
  - Folder 3 has modified files for Google Classroom. (This includes all of the duplicated slideshow files for individual google classroom assignments. It also includes any modified versions of handouts for easier completion online.)
- Updated the READ ME file
  - Fixed errors
  - Added information about "NOT EASY but WORTH IT"
  - Added section header tables from the lesson plan to show which files are the same.
  - Updated the Quick Start Guide to try to clarify the 3 google drive folders.





## Version 2.0 Distance Learning update on Aug 12, 2020


---


- Main content is identical to version 1.0 but this product now contains additional files to make it easier for online use and distance learning
- The files are all in Google Drive for 1-click easy copying of the lesson folder into your Google Drive. No more copying view-only files.
- The slideshow in Google Slides format includes 1 large file (**File 3**) if you are teaching in the classroom, but you also get 4 smaller files in case you are only teaching 1 section: (**File 3** Lesson A, B, C, D)
- Easy uploading to Google Classroom assignments by lesson. The slideshow is now also broken up into 8 individual lessons that you can upload: (**File 3** Lesson A1, A2, B1, B2, B3, C1, D1, D2)
- Added NEW lesson review handouts for lessons that didn't previously have handouts (**File 4** A1, A2, B1, B3, C1)
- Adapted for Google Classroom
  - Word Jumble handouts (**File 5a**, **File 5c**) have been converted into Google Slides so students can click and drag letters to solve and create anagrams.
  - Vocabulary Builder Graphic Organizer (**File 6**) has been converted into Google Slides so students can type directly on the Frayer Model (text boxes)
- File numbers have changed

## Version 1.0: Initial release of Collaboration

---

- This version included a zipped file with Microsoft Powerpoint, Google Slides, Microsoft Word, and PDF
- If you have purchased this product but would also like a copy of the Microsoft Powerpoint and Word versions, please email me at [support@educircles.org](mailto:support@educircles.org)
- Note: You will need to install the Bangers (comic book) font which I use for titles and headings. (The free font and installation information is included in the zipped file.)
- This version only includes the slideshow lessons in a single file. Additional content in Version 2.0 is not available in MS Powerpoint or Word format.





[educircles.org](http://educircles.org)