



# COMMUNICATION B

SOCIAL-EMOTIONAL LEARNING (SEL)

SECTION B. Metaphors and Memes

version: v2022-07-24

## START HERE

Need a hand? Email me! [Mike@educircles.org](mailto:Mike@educircles.org)

### INSTRUCTIONS:

STEP 1: Open the slideshow lesson.

- [Google Slides](#) or [Microsoft PowerPoint](#)

STEP 2: Print this PDF file.

- It has the handouts and lesson plan.

### WHAT'S IN THIS PDF:

- This title page and links to specific files (File Table of Contents)
- Review Questions - Lessons B1
- Handout - Make your own meme
- Lesson Plan
- About Educircles, License, Copyright, Sources, Changelog

### WHAT'S NOT IN THIS PDF:

- Slideshow (use the links at the top of this page.)
- Digital Handouts (use the Easel by TpT link on the next page.)

Want to download  
or edit a specific file?

Click the links on  
the next page!

Instructions

What's in this  
PDF

What's NOT  
in this PDF



# Print this PDF

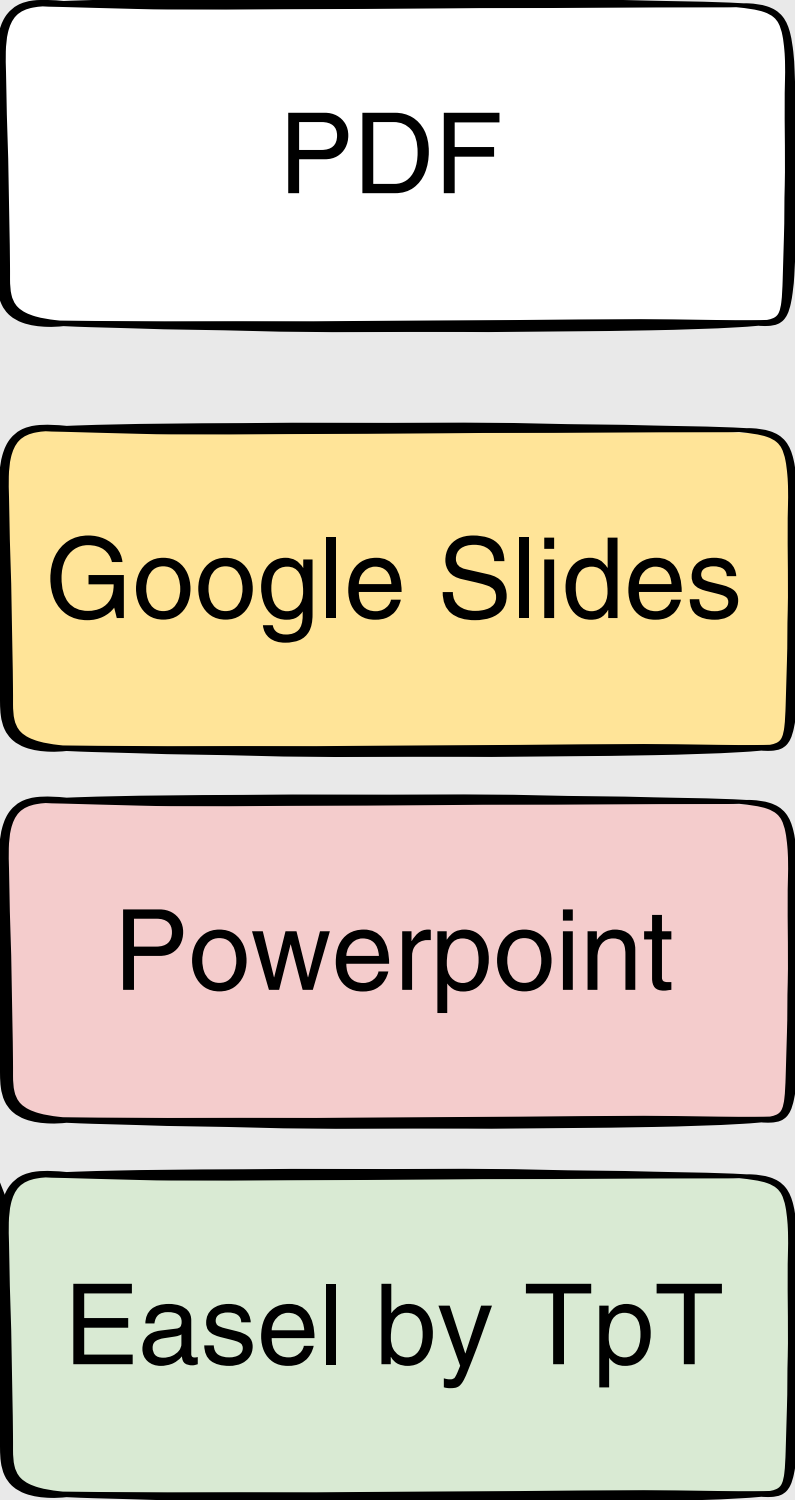
(it has all of the handouts)

# File Table of Contents

## BIG PICTURE

What do I need	File Name	File type	Get the file
Lesson Plan	Lesson Plans - Section B <ul style="list-style-type: none"><li>Detailed script with slide thumbnails.</li><li>Slide Number Comparison Chart</li></ul>	PDF	<a href="#">one-click copy</a>
Lesson	Slideshow - Section B (slides 53-89)	Google Slides	<a href="#">one-click copy</a>
		Microsoft Powerpoint <sup>(1)</sup>	<a href="#">one-click copy</a>
Digital Handouts	Section B: Metaphors and Memes  Note: <ul style="list-style-type: none"><li>TpT currently only allows one Easel file to be attached to a product.</li><li>All of the handouts are in this single file.</li><li><b>Delete the pages you don't need before assigning your file to students.</b></li><li>Use the one-click copy link multiple times to create different versions of handouts.</li></ul>	Easel by TpT	<a href="#">one-click copy</a>

(1) If the fonts look messed up in Microsoft Word or Powerpoint, please [watch this video](#).  
If you can't edit the Word or Powerpoint file, it's because you're in protected mode. [Read this](#).



# Links to files

**NOTE: Duplicate Slide ALERT!**

The same slide has been copied into three separate files.

The **Slide Number Comparison Chart** in the Lesson Plan for each Section will tell you which slides match up.

For example, the following slide is



- Slide 86 in **Slideshow - ALL**
- Slide 34 in **Slideshow - Section B**
- Slide 1 in **Slideshow - Lesson B2**

The Lesson Plan will show a thumbnail of the slide and use the slide number from the main slideshow **Slideshow - ALL**.

Different files are used if you teach in class or online.

- Are you teaching in class?
  - Use **Slideshow - ALL** (from the bundle) or **Slideshow - Section B** (from the product) and project to the class.
- Are you creating assignments in Google Classroom, Microsoft Teams, or another LMS?
  - Attach **Slideshow - Lesson B1** and **B2** in your assignments.

**SECTION B**  
**Metaphors & Memes**

Slide Number Comparison Chart

Are you teaching in class?

- Use **Slideshow - ALL** (from the bundle) or **Slideshow - Section B** (from the product) and project to the class.

Are you creating assignments in Google Classroom, Microsoft Teams, or another LMS?

Attach **Slideshow - Lesson B1** and **B2** to your assignments.

Lesson	Slide	Section B	Lesson B1	Lesson B2
Lesson B1	53-59	1-37	1-37	
Lesson B2	60-65	38-44		1-6

The slide number comparison chart is at the start of each section in the following lesson plans.

**Lesson Plan - ALL**  
(from the bundle)

**Lesson Plan - Section B**  
(from the product)

It is NOT in individual lesson plans  
(i.e. **Lesson Plan - Lesson B1**)

Use this to  
teach in class

Slideshow  
from bundle

Slideshow  
from product

Individual lesson  
slideshow

Assign this in  
Google  
Classroom



# Duplicate Slide Alert

LESSON B1 - Communication Activity #9  
Metaphors, Symbols, Emojis, Memes (slides 53-85) - 50 MIN

What do I need	File Name	File type	Get the file
Lesson Plan	Lesson Plan - B1	PDF	<a href="#">one-click copy</a>
Lesson	Slideshow - Lesson B1 (slides 53-85)	Google Slides	<a href="#">one-click copy</a>
		Microsoft Powerpoint <sup>(1)</sup>	<a href="#">one-click copy</a>
Review questions	Review - Lesson B1	PDF	<a href="#">one-click copy</a>
		Google Docs	<a href="#">one-click copy</a>
		Microsoft Word <sup>(1)</sup>	<a href="#">one-click copy</a>
		Online Version: Easel by TpT	Use link on page 2

Lesson  
B1

Lesson  
B2

LESSON B2 - Create your own meme (slides 86-89) - 45 MIN

What do I need	File Name	File type	Get the file
Lesson Plan	Lesson Plan - B2	PDF	<a href="#">one-click copy</a>
Lesson	Slideshow - Lesson B2 (slides 86-89)	Google Slides	<a href="#">one-click copy</a>
		Microsoft Powerpoint <sup>(1)</sup>	<a href="#">one-click copy</a>
Handout	Make your own meme	PDF	<a href="#">one-click copy</a>
		Google Docs	<a href="#">one-click copy</a>
		Microsoft Word <sup>(1)</sup>	<a href="#">one-click copy</a>
		Online Version: Easel by TpT	Use link on page 2

Google Docs

Word



Name \_\_\_\_\_ Class \_\_\_\_\_ Date \_\_\_\_\_

# **COMMUNICATION**



## Lesson B1: Metaphors and Memes

1. The slideshow tells us 4 things about a metaphor. What are they?

- a. \_\_\_\_\_  
\_\_\_\_\_
- b. \_\_\_\_\_  
\_\_\_\_\_
- c. \_\_\_\_\_  
\_\_\_\_\_
- d. \_\_\_\_\_  
\_\_\_\_\_

2. Give an example of a metaphor and explain why it is a metaphor.

\_\_\_\_\_  
\_\_\_\_\_  
\_\_\_\_\_

3. What is a symbol?

\_\_\_\_\_  
\_\_\_\_\_

## Lesson B1

page 1

Metaphors  
and Memes



# Review

4. Is the heart emoji 🍷 a metaphor or a symbol? Explain your thinking.

---

---

---

5. What is a meme?

---

---

---

6. Is a meme a metaphor or a symbol? Explain why.

---

---

---

---

# Lesson B1

## page 2

### Metaphors and Memes



# Review

Name \_\_\_\_\_ Class \_\_\_\_\_ Date \_\_\_\_\_

**MAKE YOUR OWN MEME:**



1. Why is the image funny? \_\_\_\_\_
2. What is the emotion in the image? \_\_\_\_\_
3. Come up with a situation in life that is different from the image but has the same emotion
4. Come up with captions (text) that gives hints to the reader to understand your message

Make your own meme



Jack Sparrow Being Chased - [imgflip.com/memegenerator/Jack-Sparrow-Being-Chased](https://imgflip.com/memegenerator/Jack-Sparrow-Being-Chased)

page 1

Jack Sparrow  
Being Chased



Name \_\_\_\_\_ Class \_\_\_\_\_ Date \_\_\_\_\_

## **MAKE YOUR OWN MEME:**



1. Why is the image funny? \_\_\_\_\_
2. What is the emotion in the image? \_\_\_\_\_
3. Come up with a situation in life that is different from the image but has the same emotion
4. Come up with captions (text) that gives hints to the reader to understand your message

Make your  
own meme



Grumpy Cat - <https://imgflip.com/memegenerator/Grumpy-Cat>

page 2

Grumpy Cat



Name \_\_\_\_\_ Class \_\_\_\_\_ Date \_\_\_\_\_

## **MAKE YOUR OWN MEME:**



1. Why is the image funny? \_\_\_\_\_
2. What is the emotion in the image? \_\_\_\_\_
3. Come up with a situation in life that is different from the image but has the same emotion
4. Come up with captions (text) that gives hints to the reader to understand your message

Make your  
own meme



Two Buttons <https://imgflip.com/memegenerator/Two-Buttons>

page 3  
Two Buttons



Name \_\_\_\_\_ Class \_\_\_\_\_ Date \_\_\_\_\_

**MAKE YOUR OWN MEME:**



1. Why is the image funny? \_\_\_\_\_
2. What is the emotion in the image? \_\_\_\_\_
3. Come up with a situation in life that is different from the image but has the same emotion
4. Come up with captions (text) that gives hints to the reader to understand your message

Make your own meme



Left Exit 12 Off Ramp - <https://imgflip.com/memegenerator/Left-Exit-12-Off-Ramp>

page 4

Left Exit 12  
Off Ramp





# COMMUNICATION CHAPTER

## SOCIAL-EMOTIONAL LEARNING (SEL)

SECTION A. Communication Activities

SECTION B. Metaphors and Memes

SECTION C. Assertive Communication

SECTION D. Videos

SECTION E. Consolidation and Review

version: v2022-07-18

## LESSON PLANS

### SECTION B. Metaphors & Memes

4. COMMUNICATION - LESSON B1: 50 min
5. COMMUNICATION - LESSON B2: 45 min



# SECTION B

## Metaphors & Memes

### Slide Number Comparison Chart

Are you teaching in class?

- Use **Slideshow - ALL** (from the bundle) or **Slideshow - Section B** (from the product) and project to the class.

Are you creating assignments in Google Classroom, Microsoft Teams, or another LMS?

- Attach **Slideshow - Lesson B1**, and **B2** to your assignments.

#### Lesson B1

[SECTION B Metaphors & Memes \(Slides 53-89\)](#)

[COMMUNICATION - LESSON B1: 50 minCommunication Activities Part 4 \(slides 53 - 85\)](#)

[Metaphors and Symbols \(slides 53 - 63\) - 20 min](#)

[Introduction \(slides 53-54\)](#)

[What is a metaphor? \(slides 53-57\)](#)

[What is a symbol? \(slides 61-63\)](#)

[Emojis \(slides 64-71\) - 10 min](#)

[Meme \(slide 72-85\) - 20 min](#)

[What is a meme? \(slide 72-76\)](#)

[Explain the Meme: Success Kid \(slide 77\)](#)

[Explain the Meme: Jack Sparrow Being Chased \(slide 78-81\)](#)

[Explain the Meme: Grumpy Cat \(slide 82-85\)](#)

Slideshow		
ALL	Section B	Lesson B1
53-89	1-37	1-37
53-85	1-33	1-33
53-63	1-11	1-11
53-54	1-2	1-2
53-57	1-5	1-5
61-63	9-11	9-11
64-71	12-19	12-19
72-85	20-33	20-33
72-76	20-24	20-24
77	25	25
78-81	26-29	26-29
82-85	30-33	30-33

#### Lesson B2

[COMMUNICATION - LESSON B2: 45 minCommunication Activities Part 5 \(slides 86 - 89\)](#)

[Activity #9 Create your own meme \(slide 86-89\)](#)

Slideshow		
ALL	Section B	Lesson B2
86 - 89	34-37	1-4
86-89	34-37	1-4

Page 33 of 98  
Mindset v2022-07-24

This resource is licensed under a Creative Commons Attribution-NonCommercial-ShareAlike 4.0 International License. Other teachers can buy an individual license from the author.

Pages 2-32  
are in a different  
product

Lessons

Use this to  
teach in class

Slideshow  
from bundle

Slideshow  
from product

Individual lesson  
slideshow

Assign this in  
Google  
Classroom

Page 33






## COMMUNICATION - LESSON B1: 50 min

### Communication Activities Part 4 (slides 53 - 85)

#### OVERVIEW

- Metaphors and Symbols (slides 53 - 63) - 20 min
  - Introduction (slides 53-54)
  - What is a metaphor (slides 55-60)
  - What is a symbol? (slides 61-63)
- Emojis (slides 64-71) - 10 min
- Meme (slide 72-85) - 20 min
  - What is a meme? (slide 72-76)
  - Explain the Meme: Success Kid (slide 77)
  - Explain the Meme: Jack Sparrow (slide 78-81)
  - Explain the Meme: Grumpy Cat (slide 82-85)





Timing

#### MATERIALS

- Slideshow (**Slideshow ALL**, **Slideshow - Section B**, or **Slideshow - Lesson B1**)
- Class set of lesson review questions (**Review - Lesson B1**)

#### Metaphors and Symbols (slides 53 - 63) - 20 min

#### Introduction (slides 53-54)

	<b>Metaphors and Symbols. Memes and Emojis.</b> (Express meaning in multiple ways, express yourself; written communication, virtual spaces)
	<b>Activity Overview:</b> <ul style="list-style-type: none"><li>• Recognizing that memes and emojis (which are common in today's world) are actually literary devices - metaphors and symbols.</li><li>• Analyzing a few sample memes as a class.</li><li>• Students then create their own memes / virtual metaphors)</li></ul> <b>Handout Preparation:</b> <ul style="list-style-type: none"><li>• Handout 4f - Make your own meme</li></ul> <b>Learning Objective:</b> <ul style="list-style-type: none"><li>• Can you express meaning in multiple ways, in a variety of contexts...including virtual spaces.</li><li>• Can you clearly express yourself, in writing, and using different kinds of technology?</li></ul>

Materials

Lesson  
B1



# Explaining the Activity

EXPLAINING THIS ACTIVITY using the vocabulary from the 4 parts of Communication (video #1: <https://youtu.be/3AYdHzUVmZY> )

**Metaphors and Symbols. Memes and Emojis.** (Express meaning in multiple ways, express yourself; written communication, virtual spaces)

How does communication break down in this activity?







- If the **sender** or **receiver** doesn't have the same prior knowledge / cultural knowledge / language to **encode** / **decode** the **message**. (In other words, they may **not get** the joke, or the full meaning of the meme if they don't **understand** the context or the background info.)
- If you (**sender**) created a meme by choosing the image and accompanying text (**message**), the message might be unclear because there weren't enough clues in the text to get the joke across.
- The **digital message** might not make it to the **receiver** - maybe they didn't open the text message / email. Maybe there was a sending failure...
- There isn't necessarily any feedback. When you (**sender**) forward a meme (**message**) to a friend (**receiver**), they may not respond (**feedback**) to let you know they got the message, or if they thought it was funny / appropriate. On the other hand, if you (**sender**) create a meme (**message**) that goes **viral** (**feedback**), you might feel quite good about yourself because you know the message is getting out there.

Strategies to improve communication:

- The person (**sender**) who sent the meme (**message**) to their friend (**receiver**) could ask for **feedback** to see what they thought.
- If the point of a meme is to make a comment about a situation (**message**), the creator of the meme (**sender**) might choose a different way to get the message across (i.e. talking, writing in words, non-verbal communication like a face-palm)



What is a metaphor? (slides 53-57)

<div>55</div> <div></div>	<p>In literature, we use metaphors and symbols.</p> <p>In media literacy, we use memes and emojis.</p>
<div>56</div> <div></div>	<p>A metaphor is a figure of speech that helps explain an idea.</p> <ul style="list-style-type: none"><li>• Comparing two things without using “like” or “as”. (If you use “like” or “as”, it would be a simile)</li><li>• States that one thing is (like) another thing not because they actually are the same, but for the sake of comparison or symbolism.</li><li>• Not literally true.</li></ul>
<div>57</div> <div></div>	
<div>58</div> <div></div>	<p>What does this sentence mean? “You are my sunshine”</p> <p>Possible teacher prompts:</p> <ul style="list-style-type: none"><li>• Is this literally true?</li><li>• What is this sentence comparing?</li><li>• What do these things have in common?</li><li>• Are they actually the same thing?</li></ul> <p>Watching the video might give students some clues : <a href="https://www.youtube.com/watch?v=rc2jsint-HY">https://www.youtube.com/watch?v=rc2jsint-HY</a></p>
<div>59</div> <div></div>	
<div>60</div> <div></div>	<p>Possible student answers:</p> <ul style="list-style-type: none"><li>• You are my sunshine is a metaphor:<ul style="list-style-type: none"><li>◦ It's comparing you / your personality to sunshine because both bring me joy and happiness.</li><li>◦ You are not literally made of sunshine.</li></ul></li></ul> <p>Remember, a metaphor is:</p> <ul style="list-style-type: none"><li>• A figure of speech that helps explain an idea.</li><li>• Compare two things without using “like” or “as”</li><li>• States that one thing is another thing not because they actually are the same, but for the sake of comparison or symbolism.</li><li>• Not literally true.</li></ul>

What is a metaphor?



What is a symbol? (slides 61-63)

61

COMMUNICATION

ACTIVITY #9

What is a symbol?  
Brainstorm examples

62

COMMUNICATION

SYMBOL

- A symbol
  - a thing that stands for something else
  - a material object representing something else
  - A dove represents peace
  - A dog often stands for loyalty
  - A flag can represent freedom... or oppression (depending on the point of view.)

Teacher Prompt: What is a symbol... What does that symbol represent?

Possible student answers:

- Flag, Emojis, Men / Women signs on bathroom, religious symbols, road signs, brands (i.e. Nike swoosh)

Minds on: Can a symbol have words?

A symbol is a thing that stands for something else

- A material object representing something else
- A dove represents peace
- A dog often stands for loyalty
- A flag can represent freedom... or oppression (depending on the point of view.)

More info:  
<https://www.quora.com/What-is-the-difference-between-metaphor-and-symbol/answer/Randy-Whiteside-of-Creative-Writing-Magic>

63

COMMUNICATION

SYMBOL

<div>A metaphor<ul style="list-style-type: none"><li>is an implied comparison</li><li>between 2 unrelated things, people, objects, animals, etc.</li><li>Example: A teacher is a saint.</li></ul></div>	<div>A symbol<ul style="list-style-type: none"><li>is an object that represents another object</li><li>Example: A flag is a symbol for a country.</li></ul></div>
---	---

Teacher Note:

- In this slideshow, we are using symbolism as an object that represents another object.
- However, a symbol can be more complex and represent a "second meaning"

Meanings and Second Meanings

For example: Your friend is a messy eater

- Simile:** You say to your friend, "You eat like a pig!"
- Metaphor:** You say to your friend, "You're a real pig!"
- Symbol:** If you write a story about a pig—a pig that could also be understood as your friend—that could also be understood as a story about your friend—you have written a symbolic story.
  - The pig stands for your friend. Those who know your friend might recognize him or her, even with floppy ears and a curly tail.
  - Others might simply enjoy your story as the thrilling adventures of a pig.

In a story like that, the reader is meant to discover the second meaning.

- A good example is Animal Farm by George Orwell.
- On one level, it is a story about animals on a farm.
- But it is also a story of life under an oppressive government.







Source: Check out the literature and art activity on the Smithsonian website: [www.smithsonianeducation.org/idealabs/myths/symbolsinastory/](http://www.smithsonianeducation.org/idealabs/myths/symbolsinastory/)

What is a symbol?



# Different emojis

## Emojis (slides 64-71) - 10 min

64  COMMUNICATION MINDS ON! How do we use emojis to communicate?	Here are some common examples of emojis for students to identify their meanings
65  COMMUNICATION EMOJI What does this mean? When do we use it?	<b>Star Emoji</b> - Possible student answers <ul style="list-style-type: none"><li>• Something is awesome</li><li>• Gold star - done well</li><li>• Highlight attention to something</li><li>• You're a star!</li><li>• Usually used for visual flair, and not actual stars in the sky</li></ul> Additional Info: <a href="https://emojipedia.org/white-medium-star/">https://emojipedia.org/white-medium-star/</a> <ul style="list-style-type: none"><li>• <a href="https://emojidictionary.emoji.foundation.com/white_medium_star">https://emojidictionary.emoji.foundation.com/white_medium_star</a></li></ul>
66  COMMUNICATION EMOJI What does this mean? When do we use it?	<b>Sun Emoji</b> - Possible student answers <ul style="list-style-type: none"><li>• You're happy</li><li>• Sunny day (literal meaning)</li><li>• Happy face on the emoji implies good mood</li></ul> Additional info: <a href="https://emojipedia.org/sun-with-face/">https://emojipedia.org/sun-with-face/</a>
67  COMMUNICATION EMOJI What does this mean? When do we use it?	<b>Heart Emoji</b> - Possible student answers <ul style="list-style-type: none"><li>• Love something / someone</li><li>• Hey bestie!</li><li>• On Snapchat, this emoji displays next to a friend when you have been #1 BFs with each other for two consecutive weeks</li></ul> Additional Info: <a href="https://emojipedia.org/heavy-black-heart/">https://emojipedia.org/heavy-black-heart/</a>
68  COMMUNICATION EMOJI What does this mean? When do we use it?	<b>Broken Heart Emoji</b> - Possible student answers <ul style="list-style-type: none"><li>• You're sad by someone's response.</li><li>• You miss someone</li><li>• Breaking up with someone (relationship)</li></ul> More info: <a href="https://emojidictionary.emoji.foundation.com/broken_heart">https://emojidictionary.emoji.foundation.com/broken_heart</a>
69  COMMUNICATION EMOJI What does this mean? When do we use it?	<b>Pile of poo Emoji</b> - Possible student answers <ul style="list-style-type: none"><li>• Could be literal (potty humour)</li><li>• Also when something sucks</li><li>• Disappointment</li></ul> More info: <a href="https://emojidictionary.emoji.foundation.com/pile_of_poo">https://emojidictionary.emoji.foundation.com/pile_of_poo</a>



70

Emojis are symbols that represent another object

- Star represents a job well done
- Heart represents love
- Poop represents disappointment

<https://www.quora.com/What-is-the-difference-between-metaphor-and-symbol/answer/Randy-Whiteside-of-Creative-Writing-Magic>

The use of emoticons can be used to construe feeling of sadness or happiness.

Source: [www.aiol.info/index.php/laligens/article/view/154108/143688](http://www.aiol.info/index.php/laligens/article/view/154108/143688)

Cool Fact: Oxford Dictionary chose an emoji as its 'word of the year': 'Face with Tears of Joy' emoji

- [en.oxforddictionaries.com/word-of-the-year/word-of-the-year-2015](http://en.oxforddictionaries.com/word-of-the-year/word-of-the-year-2015)

71

Meme (slide 72-85) - 20 min  
What is a meme? (slide 72-76)

72

How do we use memes to communicate?

Possible student answers:

- To share a joke
- It's funny
- It has something to do with your situation - like it captures exactly how I feel!

73

Definition: A meme is something usually funny, copied and spread rapidly by Internet users - often with slight variations.

Video about what a Meme is: [en.oxforddictionaries.com/definition/meme](http://en.oxforddictionaries.com/definition/meme)

Meme definition: <https://www.google.com/search?q=meme+definition>

Some famous (older memes) - Source: <https://youtu.be/9ImTAVi46mo>

74

A meme is a metaphor because they express emotions indirectly

- You are comparing something in the text... to the emotion conveyed in the image
- They both have the same emotion
- But the kid is not related to studying for a test.

In this case, the "Success Kid" / "I hate sandcastles" meme shows a little kid with a balled up fist... It represents a feeling of triumph

75

A meme is a metaphor.

"While memes are far regarded as 'funny' things in most cases, they are often used to express emotions indirectly."


76

Memes as communication



	<p>"When you didn't studie for a test but you got an A anyway" is compared with the "success kid"</p> <ul style="list-style-type: none"><li>• Both have a feeling of triumph</li><li>• They are not related objects</li></ul> <p>This just works on too many levels.</p> <ul style="list-style-type: none"><li>• Study had been misspelt as "studie" which is funny because usually when you study, you get things correct... and in this case, there was a spelling mistake.</li></ul> <p>A meme is not a symbol because the image <b>does</b> not universally represent the text on the meme.</p> <ul style="list-style-type: none"><li>• In this case, the kid does <b>not</b> universally represent triumph or doing well on a test.</li></ul> <p>SOURCE: <a href="http://www.ajol.info/index.php/laligens/article/view/154108/143688">www.ajol.info/index.php/laligens/article/view/154108/143688</a></p>
--	--



**Explain the Meme: Success Kid (slide 77)**

<p>77</p> 	<ol style="list-style-type: none"><li>1. Why is this funny?<ul style="list-style-type: none"><li>• It's a little kid saying "yes!" but they're too young to have to study for a test.</li></ul></li><li>2. Identify the emotion.<ul style="list-style-type: none"><li>• Triumph! Yes! Happiness! I got away with this!</li></ul></li><li>3. How does the text help you to interpret the meme?<ul style="list-style-type: none"><li>• The text tells you <b>what</b> the meme is about... in this case, about not <b>having</b> to study for a test and aceing it!</li><li>• Normally, you'd do poorly if you didn't study, so the person is happy they beat the system. Yes!!!</li></ul></li><li>4. What is the metaphor? (What comparison is the meme making?)<ul style="list-style-type: none"><li>• Comparing "Not studying for a test and getting a good mark" with a little kid looking serious and happy.</li></ul></li><li>5. Teacher Prompt: "What do they have in common?"<ul style="list-style-type: none"><li>• They both are happy / triumph / Yes! I got away with this!</li></ul></li></ol>
---	---

Success  
Kid

Explain the  
Meme

Explain the Meme: Jack Sparrow Being Chased (slide 78-81)

<div>78</div> <div><p><b>COMMUNICATION</b> EXPLAIN THE MEME</p><p>1. Why is this funny? 2. Identify the emotion. 3. How does the text help you to interpret the meme? 4. What is the metaphor? (What comparison is the meme making?)</p></div>	<p><b>When you bring candy to school vs Jack Sparrow Being Chased...</b></p> <ol style="list-style-type: none"><li>Why is this funny?<ul style="list-style-type: none"><li>Over exaggerated fear to the point of silliness</li><li>Angry mob with spears doesn't happen, so it's comical</li><li>Has nothing to do with school, and yet it kind of does!</li></ul></li><li>Identify the emotion.<ul style="list-style-type: none"><li>Comedic panic!</li></ul></li><li>How does the text help you to interpret the meme?<ul style="list-style-type: none"><li>"When you bring candy to school"... tells you this meme is really making a comment about school.</li><li>When you bring candy to school, everyone want some... And you have to run away and hide your candy from them.</li></ul></li><li>What is the metaphor? (What comparison is the meme making?)<ul style="list-style-type: none"><li>Comparing you (bringing candy to school) with Jack Sparrow (when he gets chased by an angry mob.)</li></ul></li><li>Teacher Prompt: "What do they have in common?"<ul style="list-style-type: none"><li>You both have something that everyone else wants</li><li>It's hyperbole (over exaggeration): people wouldn't really chase you in an angry hoard over candy, and yet ...</li></ul></li></ol>
<div>79</div> <div><p><b>COMMUNICATION</b> EXPLAIN THE MEME</p><p>1. Why is this funny? 2. Identify the emotion. 3. How does the text help you to interpret the meme? 4. What is the metaphor? (What comparison is the meme making?)</p></div>	<p><b>When you have the last slice of pizza vs Jack Being Chased...</b></p> <ol style="list-style-type: none"><li>Why is this funny?<ul style="list-style-type: none"><li>Over exaggerated fear to the point of silliness</li><li>Angry mob with spears doesn't happen, so it's comical</li><li>Has nothing to do with food, and yet it kind of does!</li></ul></li><li>Identify the emotion.<ul style="list-style-type: none"><li>Comedic panic / everyone wants that last slice!</li></ul></li><li>How does the text help you to interpret the meme?<ul style="list-style-type: none"><li>The text tells you this meme is really making a comment about pizza and when you take the last slice...</li><li>When you take the last slice, it feels like everyone is mad because you took the last slice, and they wanted it... They're an angry hoard!</li></ul></li><li>What is the metaphor? (What comparison is the meme making?)<ul style="list-style-type: none"><li>Comparing "you taking the last slice of pizza" vs "Jack Sparrow being chased"</li></ul></li><li>Teacher Prompt: "What do they have in common?"<ul style="list-style-type: none"><li>You both have something that everyone else wants</li><li>It's hyperbole (over exaggeration): people wouldn't really chase you in an angry hoard over the last slice, and yet...</li></ul></li></ol>

Why  
is this funny?



How does  
the text help?

<p>80</p> <p><b>COMMUNICATION</b></p> <p><b>EXPLAIN THE MEME</b></p> <p>1. Why is this funny? 2. Identify the emotion. 3. How does the text help you to interpret the meme? 4. What is the metaphor? (What comparison is the meme making?)</p>	<p><b>When you're the one that gets your class in trouble for talking...</b></p> <ol style="list-style-type: none"> <li>Why is this funny? <ul style="list-style-type: none"> <li>Over exaggerated fear to the point of silliness</li> <li>Angry mob with spears doesn't happen, so it's comical</li> <li>Has nothing to do with school, and yet it kind of does!</li> </ul> </li> <li>Identify the emotion. <ul style="list-style-type: none"> <li>(Comedic) panic / classmates are mad at you!</li> </ul> </li> <li>How does the text help you to interpret the meme? <ul style="list-style-type: none"> <li>The text tells you this meme is really about your classmates being mad at you. (Not Jack Sparrow)</li> <li>When you talk and get the class in trouble, everyone is mad because you got them in trouble... you have to run away! It's crazy!</li> </ul> </li> <li>What is the metaphor? (What comparison is the meme making?) <ul style="list-style-type: none"> <li>Comparing you (when you got the class in trouble) with Jack Sparrow (when he gets chased by an angry mob)</li> </ul> </li> <li>Teacher Prompt: "What do they have in common?" <ul style="list-style-type: none"> <li>They both are about people being angry with you!</li> <li>Hyperbole (over-exaggeration) ... your classmates aren't really like an angry mob, but it feels like it.</li> </ul> </li> </ol>
<p>81</p> <p><b>COMMUNICATION</b></p> <p><b>WHICH MEME IS THE BEST?</b></p> <p>1. Which meme is the best? 2. Which one would you share? 3. What would be a better caption?</p>	<ol style="list-style-type: none"> <li><b>Which meme is the best?</b> <ul style="list-style-type: none"> <li>Which one is funnier?</li> <li>What makes a meme good / the best? <ul style="list-style-type: none"> <li>"Because it's so true!"</li> </ul> </li> <li>Which one is original?</li> </ul> </li> <li><b>Which one would you share?</b> <ul style="list-style-type: none"> <li>Why do people share memes? <ul style="list-style-type: none"> <li>Cause they're funny. Cause they're so true!</li> </ul> </li> <li>Who would you share the meme with? <ul style="list-style-type: none"> <li>My friends, someone who would get the joke.</li> </ul> </li> <li>Is there any meme that you wouldn't share? Why / why not? <ul style="list-style-type: none"> <li>Not relevant, don't want to get in trouble, not funny, old.</li> </ul> </li> </ul> </li> <li><b>What would be a better caption?</b> <ul style="list-style-type: none"> <li>What's a situation where everyone is chasing you because you have something they want?</li> <li>What's a situation where everyone is chasing you because they're mad at you?</li> <li>Finish this sentence: "When you..."</li> <li>What's the fewest number of words that you can say the joke in... and still get across the meaning.</li> </ul> </li> </ol>

Identify the metaphor



Explain the Meme: Grumpy Cat (slide 82-85)

<div>82</div> <div></div>	<p><b>T.E.A.M - Together everyone annoys me... vs Grumpy Cat...</b></p> <ol style="list-style-type: none"><li>Why is this funny?<ul style="list-style-type: none"><li>A grumpy cat is funny because cats are normally cute...</li><li>This doesn't have anything to do with teamwork, and teamwork is supposed to be really positive (at school), but this cat is grumpy (the opposite)... so that makes it funny</li></ul></li><li>Identify the emotion.<ul style="list-style-type: none"><li>Grumpy / grouchy / irritable / You don't want to do this.</li></ul></li><li>How does the text help you to interpret the meme?<ul style="list-style-type: none"><li>The text tells you this is about teamwork (and not cats)</li><li>Maybe you've talked about other acronyms for team: Together Everyone Accomplishes More</li><li>Instead of accomplishing more... everyone annoys you.</li><li>Being forced to like teamwork is irritating. So having to work in a team makes you grumpy like the cat...</li></ul></li><li>What is the metaphor? (What comparison is the meme making?)<ul style="list-style-type: none"><li>Comparing "TEAM" acronyms with grumpy cat</li></ul></li><li>Teacher Prompt: "What do they have in common?"<ul style="list-style-type: none"><li>They're both about grumpy things that irritate you.</li><li>Teamwork initiatives irritate you.</li></ul></li></ol>
<div>83</div> <div></div>	<p><b>"When I realize it's Monday"... vs Grumpy Cat...</b></p> <ol style="list-style-type: none"><li>Why is this funny?<ul style="list-style-type: none"><li>A grumpy cat is funny because cats are normally cute...</li><li>This doesn't have anything to do with Monday... but it's true. Mondays make me grumpy.</li></ul></li><li>Identify the emotion.<ul style="list-style-type: none"><li>Grumpy / grouchy / irritable / You don't want to do this.</li></ul></li><li>How does the text help you to interpret the meme?<ul style="list-style-type: none"><li>The text tells you this is about Monday (and not cats)</li><li>Mondays are hard because everyone has to go back to school / work after a good weekend.</li><li>So this meme captures how I feel on Monday.</li></ul></li><li>What is the metaphor? (What comparison is the meme making?)<ul style="list-style-type: none"><li>Comparing how I feel (when I realize it's Monday) with grumpy cats.</li></ul></li><li>Teacher Prompt: "What do they have in common?"<ul style="list-style-type: none"><li>They're both about grumpy things that irritate you.</li></ul></li></ol>

Explain the Meme

Grumpy Cat



<p>84</p> <p><b>COMMUNICATION</b></p> <p><b>EXPLAIN THE MEME</b></p> <p>1. Why is this funny? 2. Identify the emotion. 3. How does the text help you to interpret the meme? 4. What is the metaphor? (What comparison is the meme making?) 5. Teacher Prompt: "What do they have in common?"</p>	<p><b>"When the teacher tells you to smile for picture day. I am smiling"</b></p> <ol style="list-style-type: none"> <li>Why is this funny? <ul style="list-style-type: none"> <li>A grumpy cat is funny because cats are normally cute...</li> <li>This happened to my friend - they just look grumpy...</li> </ul> </li> <li>Identify the emotion. <ul style="list-style-type: none"> <li>Grumpy / grouchy / irritable / You don't want to do this.</li> </ul> </li> <li>How does the text help you to interpret the meme? <ul style="list-style-type: none"> <li>The text tells you this is about photo days (and not cats)</li> <li>This meme is poking fun at picture days: you're grumpy that you have to do picture day. You don't want to smile.</li> </ul> </li> <li>What is the metaphor? (What comparison is the meme making?) <ul style="list-style-type: none"> <li>Comparing how you feel (when the teacher tells you to smile for picture day) with grumpy cats</li> </ul> </li> <li>Teacher Prompt: "What do they have in common?" <ul style="list-style-type: none"> <li>They're both grumpy situations / things that irritate you.</li> <li>I don't want to smile on photo day / I was smiling.</li> </ul> </li> </ol>
<p>85</p> <p><b>WHICH MEME IS THE BEST?</b></p> <p>1. Which meme is the best? 2. Which one would you share? 3. What would be a better caption?</p>	<p><b>Other examples of Grumpy Cat memes:</b></p> <ul style="list-style-type: none"> <li>When my meme gets no views <a href="https://imgflip.com/i/2qx9fq">https://imgflip.com/i/2qx9fq</a></li> <li>We told you but you wouldn't listen <a href="https://imgflip.com/i/2wizqg">https://imgflip.com/i/2wizqg</a></li> <li>Life sucks <a href="https://imgflip.com/i/2vh3nb">https://imgflip.com/i/2vh3nb</a></li> <li>Saying certain memes are dead... is old <a href="https://imgflip.com/i/2y4xne">imgflip.com/i/2y4xne</a></li> <li>When your mom takes your xbox <a href="https://imgflip.com/i/2v6ip4">https://imgflip.com/i/2v6ip4</a></li> <li>When you call in sick... then get sick <a href="https://imgflip.com/i/2jzyaf">https://imgflip.com/i/2jzyaf</a></li> </ul> <ol style="list-style-type: none"> <li><b>Which meme is the best?</b> <ul style="list-style-type: none"> <li>Which one is funnier?</li> <li>What makes a meme good / the best? <ul style="list-style-type: none"> <li>"Because it's so true!"</li> </ul> </li> <li>Which one is original?</li> </ul> </li> <li><b>Which one would you share?</b> <ul style="list-style-type: none"> <li>Why do people share memes? <ul style="list-style-type: none"> <li>Cause they're funny. Cause they're so true!</li> </ul> </li> <li>Who would you share the meme with? <ul style="list-style-type: none"> <li>My friends, someone who would get the joke.</li> </ul> </li> <li>Is there any meme that you wouldn't share? Why / why not? <ul style="list-style-type: none"> <li>Not relevant, don't want to get in trouble, not funny, old.</li> </ul> </li> </ul> </li> <li><b>What would be a better caption?</b> <ul style="list-style-type: none"> <li>What's a situation where you're grumpy because you have to do something or because something happened to you.</li> <li>What's the fewest number of words that you can say the joke in... and still get across the meaning.</li> </ul> </li> </ol>
<p><b>OPTIONAL:</b></p>	<p>Students can do the review handout (<b>Review - Lesson B1</b>)</p>

Which meme is best?

What would be a better caption






## COMMUNICATION - LESSON B2: 45 min

### Communication Activities Part 5 (slides 86 - 89)

#### OVERVIEW

- Activity #9 Create your own meme (slide 86-89) - 45 min



Lesson  
B2

#### MATERIALS

- Slideshow ([Slideshow ALL](#), [Slideshow - Section B](#), or [Slideshow - Lesson B2](#))
- Class set of handout ([Handout - Make your own meme](#))

#### Activity #9 Create your own meme (slide 86-89) - 45 min

	Four different examples of classic images to make memes from.
	<b>Handout - Make your own meme</b>
	Possible Teacher Prompts:
	<ul style="list-style-type: none"><li>It has to be a situation that has the same emotion, but not exactly the same (i.e. Moana getting chased by a bunch of the coconut creatures doesn't count)</li><li>Think about a situation with the same emotion, but not from a movie / book... What's a situation in real life that is kind of like this?</li><li>The best memes get the point across with the fewest words (but still use all of the important ideas).</li></ul>

Make your  
own meme



# About Educircles.org



educircles.org

- I want to help make the world a better place.
- I try to help people achieve goals and stand up for themselves and others.
- Oh, I also make resources for teachers.
- [Read more](#)

## About SEOT Mindset

- Strategies, Effort, Optimize, Tinker
- From Mental Health Crisis to Teacher-preneur
- [Read my origin story](#)



MINDSET

If you liked this resource, you would probably like

- [Growth Mindset \(6Cs\) Social and Emotional Learning bundle](#)
- [6Cs Growth Mindset Class Challenge](#)
- [Reading for Meaning Comprehension Strategies](#)



---

6Cs Communication B - START HERE - Page 5 of 9

© Educircles / SEOT Mindset v2022-07-24

This resource is licensed. The teacher who bought this product receives an Individual License to use this resource.  
Other teachers can buy an Individual License on this [page](#). If you have any questions, please email me at [Mike@educircles.org](mailto:Mike@educircles.org).



educircles.org

# About Educircles

# Licensing, Copyright, & Sources

version 2021-11-16

**Educircles and SEOT material are copyrighted.** As a TpT Seller, I own this resource.

When you buy this resource, you get an **Individual License**. This license gives you specific rights to use this for limited purposes. Please see the [TpT Terms of Service page](#) (section 3).

**You CAN modify this product for use with your students as much as you like!**

- You can make copies for your students, classroom aides, and substitute teachers as necessary.
- You can make copies for students' parents, classroom observers, supervisors, or school administrators for review purposes only.
- You can share digital resources for use by your students (and, as needed, their parent/caregiver)

**You CANNOT redistribute the original or a modified version of this resource.**

- You can not upload this to a website (i.e., your TpT store), a shared school drive, or elsewhere.
- My work is copyright. You can't remix it and re-release it (even if it's a free product) unless doing so falls under fair use copyright law.

**Each Individual License is for use by ONE (1) specific educator only.**

- You may not share, send, sell, sublicense, or transfer the resource to someone else unless you purchase an additional license for each educator that you share access to the resource.
- Each educator needs to purchase an individual license to use this product.

**General things to know about my work:**

1. Fonts used are published under an [open font license](#) (OFL) and used with permission.
2. Icons are from [iconmonstr](#) or [icons8](#). I have a paid subscription that permits me to use the icons without individual attribution.
3. Images / video / audio used are creatives that:
  - I took / made myself,
  - are Public Domain or Creative Commons [CC0](#), [CC BY](#) found on repositories including but not limited to [Pexels](#), [Unsplash](#), [Pixabay](#), [Wikimedia](#) and used with permission,
  - are purchased stock photography or videography (i.e., [BigStock](#), [StoryBlocks](#)) or commissioned artwork (i.e., [Fiverr](#)),
  - or are used under the [fair-use legal doctrine](#) of copyright-protected works.
4. Any words, ideas, or concepts used in this work are either my own or from others used under the "Fair Use" doctrine for teaching purposes.
5. **I constantly learn and tweak my work.** If I update this file, I will change the version date at the end of the file name (i.e., v2021-11-08) - See the changelog for details.
6. **I try to respect copyright.** If you think I have made an error, please email me at [Mike@educircles.org](mailto:Mike@educircles.org).

**Specific things to know about this product: 6Cs Communication B** version 2022-07-24


- See individual products

---

6Cs Communication B - START HERE - Page 6 of 9

© Educircles / SEOT Mindset v2022-07-24

This resource is licensed. The teacher who bought this product receives an Individual License to use this resource.  
Other teachers can buy an Individual License on this [page](#). If you have any questions, please email me at [Mike@educircles.org](mailto:Mike@educircles.org).



educircles.org

# Terms of Use / Sources

## Changelog

I occasionally update and improve these products over time. You know, add a new coat of paint, touch up a few words, fix any mistakes, etc.

Once you purchase this lesson package, you get future updates for free!

- Download the most recent version: [6Cs Communication B](#)
- How to update (or know if you need to update): [HELP \(6Cs Communication B\)](#).

## SINGLE PDF FILE update 2022-07-18

1. This product has been simplified into a bundle of single TpT **digital download PDF** products:
  - <https://links.educircles.org/tpt/6cs-communication-a>
  - <https://links.educircles.org/tpt/6cs-communication-b>
  - <https://links.educircles.org/tpt/6cs-communication-c>
  - <https://links.educircles.org/tpt/6cs-communication-de>
2. The original product was a bundle of TpT **Google Drive folder** products. The TpT Google Drive folder products will be archived:
  - <https://www.teacherspayteachers.com/Product/6Cs-Communication-Folder-1-5872061>
  - <https://www.teacherspayteachers.com/Product/6Cs-Communication-Folder-2-5872054>
  - <https://www.teacherspayteachers.com/Product/6Cs-Communication-Folder-3-5872044>
3. If you purchased an older TpT Google Drive folder product, please email [Mike@educircles.org](mailto:Mike@educircles.org)

This product now has a Single PDF to print (with File Table of Contents and all handouts)

- **I added a digital learning version (Easel by TpT)**
- **I added Microsoft versions for all files**
- **No changes to teaching content**
- Other changes
  - Files are now packaged by section (A. Communication Activities, B. Metaphors and Memes, C. Assertive Communication, D/E Video + Consolidation) instead of splitting Google Drive folders by use (i.e. Print and Teach, Edit the documents, Google Classroom),
  - Simplified file names using descriptive words (handout, slideshow).
  - Minor changes to formatting / layout
  - Combined all handouts into a single PDF for easier printing
  - Removed Google Slides versions of handouts (and replaced with Easel by TpT)

---

6Cs Communication B - START HERE - Page 7 of 9

© Educircles / SEOT Mindset v2022-07-24

This resource is licensed. The teacher who bought this product receives an Individual License to use this resource.  
Other teachers can buy an Individual License on this [page](#). If you have any questions, please email me at [Mike@educircles.org](mailto:Mike@educircles.org).



educircles.org

# Changelog


### Version 2.6 Simplifying file organization on Sep 5, 2020

This update is about trying to make the file organization more clear and less overwhelming.

- No changes to content. Just changes in file names and Google Drive folder organization
- Made file names shorter by removing "Educircles"
- Organized the Google Drive folders by intended use (instead of just going numerically)
  - Folder 1 has the files so teachers can just print and teach. (PDFs and the main slideshow file **File 3**)
    - Needed to combine files to meet the TpT requirement of 30 files in a Google Drive folder.
    - Combined File 2a Lesson Outline and File 2b Lesson Plans into a single file (File 2 Lesson Outline and Lesson Plans)
    - Combined File 5a Who am I - Cartoons and File 5b Who am I - Celebrities to (File 5a Who am I)
  - Folder 2 has the editable Google Docs or Google Slide files for the handouts.
  - Folder 3 has modified files for Google Classroom. (This includes all of the duplicated slideshow files for individual google classroom assignments. It also includes any modified versions of handouts for easier completion online.)
- Updated the READ ME file
  - Fixed errors
  - Added information about "NOT EASY but WORTH IT"
  - Added section header tables from the lesson plan to show which files are the same.
  - Updated the Quick Start Guide to try to clarify the 3 google drive folders.

### Version 2.0 Distance Learning update on Aug 4, 2020

- Main content is identical to version 1.0 but this product now contains additional files to make it easier for online use and distance learning
- The files are all in Google Drive for 1-click easy copying of the lesson folder into your Google Drive. No more copying view-only files.
- The slideshow in Google Slides format includes 1 large file (**File 3**) if you are teaching in the classroom, but you also get 5 smaller files in case you are only teaching 1 section: (**File 3** Lesson A, B, C, D, E)
- Easy uploading to Google Classroom assignments by lesson. The slideshow is now also broken up into individual lessons that you can upload:  
(**File 3** Lesson A1, A2, A3, B1, B2, C1, C2, D1, D2, D3, E1, E2)
- Added NEW lesson review handouts for lessons that didn't previously have handouts (**File 4** A1, A2, A3, B1, D1, D2, D3a, D3b, D3c, D3d)
- Adapted for Google Classroom
  - Describe the drawing (**File 5e**) has been converted into Google Slides format with tutorial slides on how to draw in Google Slides.
  - Make your own meme (**File 5f**) has been converted into Google Slides format so students can answers directly in text boxes and also create captions over an image for their meme.
  - What's your (communication) style survey (**File 5g**) has been converted into Google Slides format so students can type numbers in text boxes and click and drag circles.
  - Styles of Communication note taking (**File 5h**) has been converted into Google Slides so students can type directly in the Venn Diagram (text boxes)
  - Vocabulary Builder Graphic Organizer (**File 6**) has been converted into Google Slides so students can type directly on the Frayer Model (text boxes)
- File numbers and lesson timing have changed




### Version 1.0: Initial release of Communication

- This version included a zipped file with Microsoft Powerpoint, Google Slides, Microsoft Word, and PDF
- If you have purchased this product but would also like a copy of the Microsoft Powerpoint and Word versions, please email me at [support@educircles.org](mailto:support@educircles.org)
- Note: You will need to install the Bangers (comic book) font which I use for titles and headings. (The free font and installation information is included in the zipped file.)
- This version only includes the slideshow lessons in a single file. Additional content in Version 2.0 is not available in MS Powerpoint or Word format.

**PREVIEW**  
do not print





[educircles.org](http://educircles.org)