



CREATIVITY CHAPTER

SOCIAL-EMOTIONAL LEARNING (SEL)

SECTION A. Creative Words

SECTION B. Twelve

SECTION C. Do Something Different

SECTION D. Video Analysis

SECTION E. Consolidation and Review

version: v2022-07-31

"BONUS" - START HERE

👉 Need a hand? Email me! Mike@educircles.org

STEP 1: Download the ZIP FILE for the bundle from [here](#).

The zip file will have 4 PDFs and a "BONUS" PDF (which is this document.) There may also be extra content.

PDF 1 Creative Words

PDF 2 Twelve

PDF 3 Do Something Different

PDF 4 Video + Consolidation

"BONUS" START HERE



STEP 2: Open the PDF files to get the handouts

- PDF #1 has handouts, lesson plans, and printables for **Section A: Creativity Words**
- PDF #2 has handouts, lesson plans, and printables for **Section B: Twelve**
- PDF #3 has handouts, lesson plans, and printables for **Section B: Do Something Different**
- PDF #4 has handouts, lesson plans, and printables for **Section D: Video** and **E: Consolidation**.
- The last PDF "BONUS" is this START HERE pdf that you're reading right now.

STEP 3: Open the slideshow lesson

- The links to Google Slides and Microsoft Powerpoint are on the first page of the PDF you just opened. (You can also use the direct links on the next page.)

WHAT'S IN THIS PDF:

- This title page + links to all of the files, lesson by lesson (File Table of Contents)
- About Educircles, License, Copyright, Sources, Changelog

What's in this ZIP Folder

Instructions

What's in this PDF



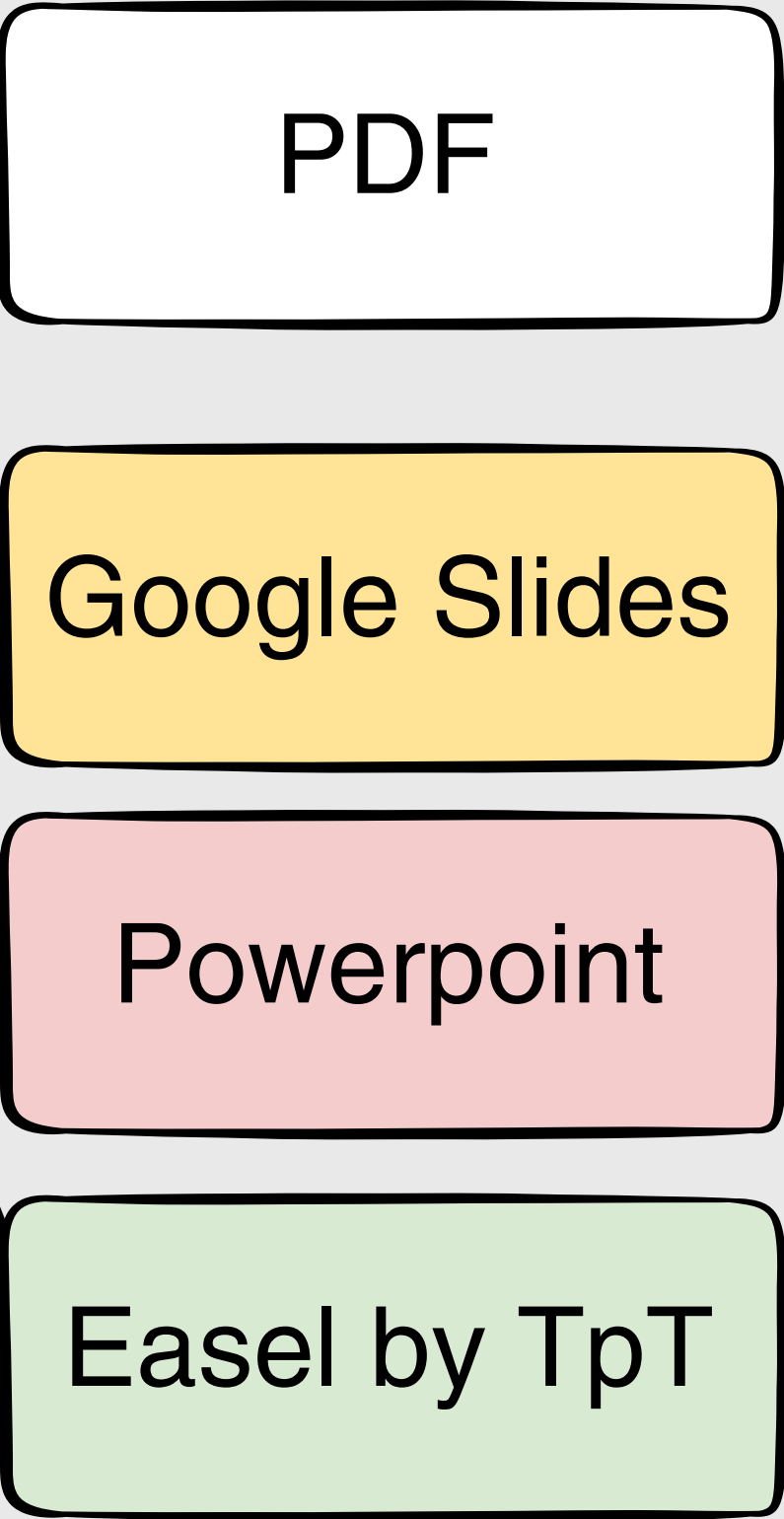
START HERE

(TpT calls this "BONUS" in the zip file)

File Table of Contents

BIG PICTURE

What do I need	File Name	File type	Get the file
Lesson Plan	Overview <ul style="list-style-type: none">This is a good overview to print.	PDF	one-click copy
	Lesson Plans - ALL <ul style="list-style-type: none">Detailed script with slide thumbnails.Slide Number Comparison Chart	PDF	one-click copy
Lesson	Slideshow - ALL (slides 1-176)	Google Slides	one-click copy
		Microsoft Powerpoint ⁽¹⁾	one-click copy
Digital Handouts	Easel by TpT - Section A - ALL PAGES	Easel by TpT	one-click copy
	Easel by TpT - Section B - ALL PAGES	Easel by TpT	one-click copy
	Easel by TpT - Section C - ALL PAGES	Easel by TpT	one-click copy
	Easel by TpT - Section D/E - ALL PAGES	Easel by TpT	one-click copy
	These files have all of the handouts for each section combined into one document. <ul style="list-style-type: none">PRO TIP #1: Delete the pages you don't need before assigning your file to students.PRO TIP #2: You can use the one-click copy link multiple times to create different versions of the virtual handouts. NOTE: If you just want the virtual handouts for a specific lesson, please use the one-click copy link in the FILE TABLE of CONTENTS for that lesson.		



(1) If the fonts look messed up in Microsoft Word or Powerpoint, please [watch this video](#).
If you can't edit the Word or Powerpoint file, it's because you're in protected mode. [Read this](#).



Links to files

NOTE: Duplicate Slide ALERT!

The same slide has been copied into three separate files.

The **Slide Number Comparison Chart** in the Lesson Plan for **each Section** will tell you which slides match up.

For example, the following slide is



- Slide 30 in **Slideshow - ALL**
- Slide 30 in **Slideshow - Section A**
- Slide 1 in **Slideshow - Lesson A2**

The Lesson Plan will show a thumbnail of the slide and use the slide number from the main slideshow **Slideshow - ALL**.

Different files are used if you teach in class or online.

- Are you teaching in class?
 - Use **Slideshow - ALL** (from the bundle) or **Slideshow - Section A** (from the product) and project to the class.
- Are you creating assignments in Google Classroom, Microsoft Teams, or another LMS?
 - Attach **Slideshow - Lesson A1, A2, and A3** in your assignments.

SECTION A Creative Words

Slide Number Comparison Chart

Are you teaching in class?

- Use **Slideshow - ALL** (from the bundle) or **Slideshow - Section A** (from the product) and project to the class.

Are you creating assignments in Google Classroom, Microsoft Teams, or another LMS?

- Attach **Slideshow - Lesson A1, A2, and A3** to your assignments.

	Slideshow ALL	Section A	Lesson A1
Lesson A1			
SECTION A: Introduction / Creative Words (slides 1-49)	1-49	1-49	
CREATIVITY - LESSON A1 - 45 MINUTES Introduction to creativity (slides 1-29)	1-29	1-29	1-29
Introduction of Creativity: Imagination, Innovation (slides 1-7) - 10 minutes	1-7	1-7	1-7
Thinking into a growth mindset with Creativity (slides 8-24) - 10 minutes	8-24	8-24	8-24
Using Creativity (slide 25-28) - 10 minutes	25-28	25-28	25-28
MINDS ON: Strategies to get people to be less creative or more creative (slide 29)	29	29	29
Lesson A2			
CREATIVITY - LESSON A2 - 55 MINUTES This is a ... / Creative Words (slides 30-44)	30-44	30-44	1-6
Review strategies / Introduce Part 1 (slide 30) - 5 minutes	30	30	
Activity #1: This is a ... - 15 minutes	31-35	31-35	2-6
Explain activity (slide 35) / Play activity (slide 35)	36	36	7
Reflection: Strategies to get people to be less / more creative (slide 36)			
Activity #2: Creative Words (slide 37-41)	37-41	37-41	8-12
Explain activity (slide 37-41)	42	42	13
Work period (slide 42) - 10 min	43	43	14
Wrap up answers (slide 43) - 10 min	44-45	44-45	15-16
More strategies (slide 44-45) - 10 min			

The slide number comparison chart is at the start of each section in the following lesson plans:

Lesson Plan - ALL
(from the bundle)

Lesson Plan - Section A
(from the product)

It is NOT in individual lesson plans
(i.e. **Lesson Plan - Lesson A1**)

Duplicate
slide alert!

Use this to
teach in class

Slideshow
from bundle

Slideshow
from product

Individual lesson
slideshow

Assign this in
Google
Classroom



Links to files

LESSON A1 - Introduction to Creativity 45 MIN

What do I need	File Name	File type	Get the file
Lesson Plan	Lesson Plan - A1	PDF	one-click copy
	Lesson Plan - Double Entry Journal	PDF	one-click copy
Lesson	Slideshow - Lesson A1 (slides 1-29)	Google Slides	one-click copy
		Microsoft Powerpoint ⁽¹⁾	one-click copy
Handouts	Double Entry Journal	PDF	one-click copy
		Google Docs	one-click copy
		Microsoft Word ⁽¹⁾	one-click copy
		Online Version: Easel by TpT	one-click copy
Review questions	Review - Lesson A1	PDF	one-click copy
		Google Docs	one-click copy
		Microsoft Word ⁽¹⁾	one-click copy
		Online Version: Easel by TpT	one-click copy

Lesson
A1

Google Docs

Word



Links to files

LESSON A2 - This is a ... / Creative Words 55 MIN

What do I need	File Name	File type	Get the file
Lesson Plan	Lesson Plan - A2	PDF	one-click copy
Lesson	Slideshow - Lesson A2 (slides 30-45)	Google Slides	one-click copy
		Microsoft Powerpoint ⁽¹⁾	one-click copy
Handouts	Creative Words	PDF	one-click copy
		Google Docs	one-click copy
		Microsoft Word ⁽¹⁾	one-click copy
		Online Version: Easel by TpT	one-click copy
Review questions	Review - Lesson A2	PDF	one-click copy
		Google Docs	one-click copy
		Microsoft Word ⁽¹⁾	one-click copy
		Online Version: Easel by TpT	one-click copy

Lesson
A2

LESSON A3 - Creative Words (continued) 40 MIN

What do I need	File Name	File type	Get the file
Lesson Plan	Lesson Plan - A3	PDF	one-click copy
Lesson	Slideshow - Lesson A3 (slides 46-49)	Google Slides	one-click copy
		Microsoft Powerpoint ⁽¹⁾	one-click copy
Handouts	Creative Words	links in lesson A2	
	Double Entry Journal	links in lesson A1	
Review questions	Review - Lesson A3	PDF	one-click copy
		Google Docs	one-click copy
		Microsoft Word ⁽¹⁾	one-click copy
		Online Version: Easel by TpT	one-click copy

Lesson
A3

files are
organized
by lesson



Links to files

LESSON B1 - Twelve (Round 1) 45 MIN

What do I need	File Name	File type	Get the file
Lesson Plan	Lesson Plan - B1	PDF	one-click copy
Lesson	Slideshow - Lesson B1 (slides 50-60)	Google Slides	one-click copy
		Microsoft Powerpoint ⁽¹⁾	one-click copy
Handouts	Twelve	PDF	one-click copy
		Google Docs	one-click copy
		Microsoft Word ⁽¹⁾	one-click copy
		Online Version: Easel by TpT	one-click copy
Review questions	Review - Lesson B1	PDF	one-click copy
		Google Docs	one-click copy
		Microsoft Word ⁽¹⁾	one-click copy
		Online Version: Easel by TpT	one-click copy

Lesson
B1

LESSON B2 - Twelve (Round 2 - inspiration from class answers) 50 MIN

What do I need	File Name	File type	Get the file
Lesson Plan	Lesson Plan - B2	PDF	one-click copy
Lesson	Slideshow - Lesson B2 (slides 61-69)	Google Slides	one-click copy
		Microsoft Powerpoint ⁽¹⁾	one-click copy
Handouts	Twelve	links in lesson B1	
Review questions	Review - Lesson B2	PDF	one-click copy
		Google Docs	one-click copy
		Microsoft Word ⁽¹⁾	one-click copy
		Online Version: Easel by TpT	one-click copy

Lesson
B2

files are
organized
by lesson



Links to files

LESSON B3 - Twelve (Round 3 - inspiration from other places) 60 MIN

What do I need	File Name	File type	Get the file
Lesson Plan	Lesson Plan - B3	PDF	one-click copy
	Lesson Plan - Double Entry Journal	PDF	one-click copy
Lesson	Slideshow - Lesson B3 (slides 70-85)	Google Slides	one-click copy
		Microsoft Powerpoint ⁽¹⁾	one-click copy
Handouts	Twelve	links in lesson B1	
	Double Entry Journal	PDF	one-click copy
		Google Docs	one-click copy
		Microsoft Word ⁽¹⁾	one-click copy
		Online Version: Easel by TpT	one-click copy
Review questions	Review - Lesson B3	PDF	one-click copy
		Google Docs	one-click copy
		Microsoft Word ⁽¹⁾	one-click copy
		Online Version: Easel by TpT	one-click copy

Lesson
B3

files are
organized
by lesson



Links to files

LESSON C1 - Do Something Different Challenge 55 MIN

What do I need	File Name	File type	Get the file
Lesson Plan	Lesson Plan - C1	PDF	one-click copy
	Lesson Plan - Double Entry Journal	PDF	one-click copy
Lesson	Slideshow - Lesson C1 (slides 86-126)	Google Slides	one-click copy
		Microsoft Powerpoint ⁽¹⁾	one-click copy
Handouts	Do Something Different Challenge NOTE: You need 7 copies of the journal entry page. (One for each day of the challenge.) There are two versions of the journal entry page. (The questions are the same.) <ul style="list-style-type: none">Option 1: Paragraph format. (Page 7,8)Option 2: Short answer format. (Page 9,10) <div>Online Version (Paragraph)</div> <div>(Short answer)</div>	PDF	one-click copy
		Google Docs	one-click copy
		Microsoft Word ⁽¹⁾	one-click copy
		Easel by TpT	one-click copy
		Easel by TpT	one-click copy
		PDF	one-click copy
	Double Entry Journal	Google Docs	one-click copy
		Microsoft Word ⁽¹⁾	one-click copy
		Online Version: Easel by TpT	one-click copy

Lesson
C1

LESSON - Do Something Different CHECK-IN 10 MIN

What do I need	File Name	File type	Get the file
Lesson Plan	Lesson Plan - Check-In	PDF	one-click copy
Lesson	Slideshow - Check-in (slides 127-129)	Google Slides	one-click copy
		Microsoft Powerpoint ⁽¹⁾	one-click copy
Handouts	Do Something Different Challenge	links in lesson C1	

Lesson
C2

files are
organized
by lesson




LESSON D1 - Videos #1 Creative Thinking and #2 Creativity is a Learnable Skill 50 MIN

What do I need	File Name	File type	Get the file
Lesson Plan	Lesson Plan - D1	PDF	one-click copy
	Lesson Plan - Double Entry Journal	PDF	one-click copy
Lesson	Slideshow - Lesson D1 (slides 130-135)	Google Slides	one-click copy
		Microsoft Powerpoint ⁽¹⁾	one-click copy
Handouts	Double Entry Journal	PDF	one-click copy
		Google Docs	one-click copy
		Microsoft Word ⁽¹⁾	one-click copy
		Online Version: Easel by TpT	one-click copy
Review questions	Review - Lesson D1	PDF	one-click copy
		Google Docs	one-click copy
		Microsoft Word ⁽¹⁾	one-click copy
		Online Version: Easel by TpT	one-click copy

Lesson
D1

files are
organized
by lesson



Links to files

LESSON D2 - Video #3 Taylor Swift 45 MIN

What do I need	File Name	File type	Get the file
Lesson Plan	Lesson Plan - D2	PDF	one-click copy
	Lesson Plan - Double Entry Journal	link in lesson D1	
Lesson	Slideshow - Lesson D2 (slides 136-139)	Google Slides	one-click copy
		Microsoft Powerpoint ⁽¹⁾	one-click copy
Handouts	Double Entry Journal	links in lesson D1	
Review questions	Review - Lesson D2	PDF	one-click copy
		Google Docs	one-click copy
		Microsoft Word ⁽¹⁾	one-click copy
		Online Version: Easel by TpT	one-click copy

Lesson
D2

LESSON D3 - Videos #4 Jay-Z and #5 The Surprising Habits of Original Thinkers 55 MIN

What do I need	File Name	File type	Get the file
Lesson Plan	Lesson Plan - D3	PDF	one-click copy
	Lesson Plan - Double Entry Journal	link in lesson D1	
Lesson	Slideshow - Lesson D3 (slides 140-146)	Google Slides	one-click copy
		Microsoft Powerpoint ⁽¹⁾	one-click copy
Handouts	Double Entry Journal	links in lesson D1	
Review questions	Review - Lesson D3	PDF	one-click copy
		Google Docs	one-click copy
		Microsoft Word ⁽¹⁾	one-click copy
		Online Version: Easel by TpT	one-click copy

Lesson
D3

files are
organized
by lesson



Links to files

LESSON D4 - Video #6 Can Creativity Be Taught? 45 MIN

What do I need	File Name	File type	Get the file
Lesson Plan	Lesson Plan - D4	PDF	one-click copy
	Lesson Plan - Double Entry Journal	link in lesson D1	
Lesson	Slideshow - Lesson D4 (slides 147-149)	Google Slides	one-click copy
		Microsoft Powerpoint ⁽¹⁾	one-click copy
Handouts	Double Entry Journal	links in lesson D1	
Review questions	Review - Lesson D4	PDF	one-click copy
		Google Docs	one-click copy
		Microsoft Word ⁽¹⁾	one-click copy
		Online Version: Easel by TpT	one-click copy

Lesson
D4

LESSON D5 - Video #7 Theory of Creativity 55 MIN

What do I need	File Name	File type	Get the file
Lesson Plan	Lesson Plan - D5	PDF	one-click copy
	Lesson Plan - Double Entry Journal	link in lesson D1	
Lesson	Slideshow - Lesson D5 (slides 150-152)	Google Slides	one-click copy
		Microsoft Powerpoint ⁽¹⁾	one-click copy
Handouts	Double Entry Journal	links in lesson D1	
Review questions	Review - Lesson D5	PDF	one-click copy
		Google Docs	one-click copy
		Microsoft Word ⁽¹⁾	one-click copy
		Online Version: Easel by TpT	one-click copy

Lesson
D5

files are
organized
by lesson



Links to files

LESSON E1 - Vocabulary Builder (slides 153-176) - 40 MIN

What do I need	File Name	File type	Get the file
Lesson Plan	Lesson Plan - E1	PDF	one-click copy
Lesson	Slideshow - Lesson E1 (slides 153-176)	Google Slides	one-click copy
		Microsoft Powerpoint ⁽¹⁾	one-click copy
Handout	Vocabulary Builder	PDF	one-click copy
		Google Slides	one-click copy
		Microsoft Powerpoint ⁽¹⁾	one-click copy
		Online Version: Easel by TpT	one-click copy

Lesson
E1

LESSON E2 - Self Evaluation / Review (slides 168-175) - 40 MIN

What do I need	File Name	File type	Get the file
Lesson Plan	Lesson Plan - E2	PDF	one-click copy
Lesson	Slideshow - Lesson E2 (slides 172-176)	Google Slides	one-click copy
		Microsoft Powerpoint ⁽¹⁾	one-click copy
Handout	Self Evaluation	PDF	one-click copy
		Google Docs	one-click copy
		Microsoft Word ⁽¹⁾	one-click copy
		Online Version: Easel by TpT	one-click copy
	Chapter Review	PDF	one-click copy
		Google Docs	one-click copy
		Microsoft Word ⁽¹⁾	one-click copy
		Online Version: Easel by TpT	one-click copy
Answers	Answers - Chapter Review	PDF	one-click copy

Lesson
E2

files are
organized
by lesson



Links to files

About Educircles.org



educircles.org

- I want to help make the world a better place.
- I try to help people achieve goals and stand up for themselves and others.
- Oh, I also make resources for teachers.
- [Read more](#)

About SEOT Mindset

- Strategies, Effort, Optimize, Tinker
- From Mental Health Crisis to Teacher-preneur
- [Read my origin story](#)



MINDSET

If you liked this resource, you would probably like

- [Growth Mindset \(6Cs\) Social and Emotional Learning bundle](#)
- [6Cs Growth Mindset Class Challenge](#)
- [Reading for Meaning Comprehension Strategies](#)



6Cs Creativity - START HERE - Page 3 of 6

© Educircles / SEOT Mindset v2022-07-31

This resource is licensed. The teacher who bought this product receives an Individual License to use this resource.
Other teachers can buy an Individual License on this [page](#). If you have any questions, please email me at Mike@educircles.org.



educircles.org

About Educircles

Licensing, Copyright, & Sources

version 2021-11-16

Educircles and SEOT material are copyrighted. As a TpT Seller, I own this resource.

When you buy this resource, you get an **Individual License**. This license gives you specific rights to use this for limited purposes. Please see the [TpT Terms of Service page](#) (section 3).

You CAN modify this product for use with your students as much as you like!

- You can make copies for your students, classroom aides, and substitute teachers as necessary.
- You can make copies for students' parents, classroom observers, supervisors, or school administrators for review purposes only.
- You can share digital resources for use by your students (and, as needed, their parent/caregiver)

You CANNOT redistribute the original or a modified version of this resource.

- You can not upload this to a website (i.e., your TpT store), a shared school drive, or elsewhere.
- My work is copyright. You can't remix it and re-release it (even if it's a free product) unless doing so falls under fair use copyright law.

Each Individual License is for use by ONE (1) specific educator only.

- You may not share, send, sell, sublicense, or transfer the resource to someone else unless you purchase an additional license for each educator that you share access to the resource.
- Each educator needs to purchase an individual license to use this product.

General things to know about my work:

1. Fonts used are published under an [open font license](#) (OFL) and used with permission.
2. Icons are from [iconmonstr](#) or [icons8](#). I have a paid subscription that permits me to use the icons without individual attribution.
3. Images / video / audio used are creatives that:
 - I took / made myself,
 - are Public Domain or Creative Commons [CC0](#), [CC BY](#) found on repositories including but not limited to [Pexels](#), [Unsplash](#), [Pixabay](#), [Wikimedia](#) and used with permission,
 - are purchased stock photography or videography (i.e., [BigStock](#), [StoryBlocks](#)) or commissioned artwork (i.e., [Fiverr](#)),
 - or are used under the [fair-use legal doctrine](#) of copyright-protected works.
4. Any words, ideas, or concepts used in this work are either my own or from others used under the "Fair Use" doctrine for teaching purposes.
5. **I constantly learn and tweak my work.** If I update this file, I will change the version date at the end of the file name (i.e., v2021-11-08) - See the changelog for details.
6. **I try to respect copyright.** If you think I have made an error, please email me at Mike@educircles.org.

Specific things to know about this product: 6Cs Creativity version 2022-07-31

- See individual products

6Cs Creativity - START HERE - Page 4 of 6

© Educircles / SEOT Mindset v2022-07-31

This resource is licensed. The teacher who bought this product receives an Individual License to use this resource. Other teachers can buy an Individual License on this [page](#). If you have any questions, please email me at Mike@educircles.org.



educircles.org

Terms of Use / Sources

Changelog

I occasionally update and improve these products over time. You know, add a new coat of paint, touch up a few words, fix any mistakes, etc.

Once you purchase this lesson package, you get future updates for free!

- Download the most recent version: [6Cs Creativity](#)
- How to update (or know if you need to update): [HELP \(6Cs Creativity\)](#).

SINGLE PDF FILE update 2022-07-27

1. This product has been simplified into a bundle of single TpT **digital download PDF** products:
 - <https://links.educircles.org/tpt/6cs-creativity-a>
 - <https://links.educircles.org/tpt/6cs-creativity-b>
 - <https://links.educircles.org/tpt/6cs-creativity-c>
 - <https://links.educircles.org/tpt/6cs-creativity-de>
2. The original product **was** a bundle of TpT **Google Drive folder** products. The TpT Google Drive folder products **will be** archived:
 - <https://www.teacherspayteachers.com/Product/6Cs-Creativity-Folder-1-5799306>
 - <https://www.teacherspayteachers.com/Product/6Cs-Creativity-Folder-2-5799339>
 - <https://www.teacherspayteachers.com/Product/6Cs-Creativity-Folder-3-5799363>
3. If you purchased an older TpT Google Drive folder product, please email Mike@educircles.org

This product now has a Single PDF to print (with File Table of Contents and all handouts)

- **I added a digital learning version (Easel by TpT)**
- **I added Microsoft versions for all files**
- **Updated teaching content:**
 - Section A: Added a checkmark and no symbol to the Double Entry Journal to make it more obvious.
 - Section D: Fixed YouTube link on slide 138 (Taylor Swift Interview, video #2) - the video was fine, but the URL link at the bottom pointed to the wrong video.
 - Section E: Updated the self-evaluation handout
- **Renaming content:**
 - Section A: Renamed Lesson AA to Lesson - Double Entry Journal
 - Section C: Renamed Lesson CC to Lesson - Check In
- **Other changes**
 - Files are now packaged by section (A. Growth Mindset Survey + Puzzles, B/C Video + Consolidation) instead of splitting Google Drive folders by use (i.e. Print and Teach, Edit the documents, Google Classroom, etc.)
 - Simplified file names using descriptive words (handout, slideshow).
 - Minor changes to formatting / layout
 - Combined all handouts into a single PDF for easier printing
 - Removed Google Slides versions of handouts (and replaced with Easel by TpT)

6Cs Creativity - START HERE - Page 5 of 6

© Educircles / SEOT Mindset v2022-07-31

This resource is licensed. The teacher who bought this product receives an Individual License to use this resource. Other teachers can buy an Individual License on this [page](#). If you have any questions, please email me at Mike@educircles.org.



Version 2.6 Simplifying file organization on Sep 10, 2020

This update is about trying to make the file organization more clear and less overwhelming.

- No changes to content. Just changes in file names and Google Drive folder organization
- Made file names shorter by removing "Educircles"
- Organized the Google Drive folders by intended use (instead of just going numerically)
 - Folder 1 has the files so teachers can just print and teach. (PDFs and the main slideshow file **File 3**)
 - Folder 2 has the editable Google Docs or Google Slide files for the handouts.
 - Folder 3 has modified files for Google Classroom. (This includes all of the duplicated slideshow files for individual google classroom assignments. It also includes any modified versions of handouts for easier completion online.)
- Combined File 2a Lesson Outline and File 2b Lesson Plans into a single file (File 2 Lesson Outline and Lesson Plans)
- Updated the READ ME file
- Updated the Quick Start Guide to try to clarify the 3 google drive folders.


Version 2.0 Distance Learning update on July 20, 2020

- Main content is identical to version 1.0 but this product now contains additional files to make it easier for online use and distance learning
- **The files are all in Google Drive for 1-click easy copying of the lesson folder into your Google Drive.** No more copying view-only files.
- The slideshow in Google Slides format includes 1 large file (**File 3**) if you are teaching in the classroom, but you also get 5 smaller files in case you are only teaching 1 section: (**File 3** Lesson A, B, C, D, E)
- **Easy uploading to Google Classroom assignments by lesson.** The slideshow is now also broken up into individual lessons that you can upload: (**File 3** Lesson A1, A2, A3, B1, B2, B3, C1, D1, D2, D3, D4, D5, E1, E2)
- **Added 11 NEW lesson review handouts** for lessons that didn't previously have handouts (**File 4** A1, A2, A3, B1, B2, B3, D1, D2, D3, D4, D5)
- The vocabulary builder (**File 5b**) and the Venn Diagram (**File 5d**) are now converted into Google Slides format (so students can type responses directly in the graphic organizers.
- File numbers have changed from version 1

Version 1.0: Initial release of Creativity on August 2018

- This version included a zipped file with Microsoft Powerpoint, Google Slides, Microsoft Word, and PDF
- If you have purchased this product but would also like a copy of the Microsoft Powerpoint and Word versions, please email me at support@educircles.org
- Note: You will need to install the Bangers (comic book) font which I use for titles and headings. (The free font and installation information is included in the zipped file.)
- This version only includes the slideshow lessons in a single file. Additional content in Version 2.0 is not available in MS Powerpoint or Word format.





educircles.org