



educircles.org

Reading Article 004

AIRPLANE WHEEL

Social-Emotional Learning: **Character**
Reading Strategy: **Asking Questions**
version: v2022-05-13

START HERE

👋 Need a hand? Email me! Mike@educircles.org

INSTRUCTIONS:

- Print this PDF file. It has all of the handouts.
- The bottom footer tells you the name of the handout file.
- Grades are estimated using [Hemingway Editor](#).

WHAT'S IN THIS PDF:

- This title page and Links to files (File Table of Contents)
- Handout A - grade 6
- Handout B - grade 8
- Handout C - grade 10
- (optional) Graphic Organizer / Paragraph Response
- Sample Answers (using Asking Questions reading strategy)
- About Educircles, License, Copyright, Sources, Changelog

WHAT'S NOT IN THIS PDF:

- Slideshow (see link on page 2)

Want to download
or edit a specific file?

Click the links on
the next page!

Instructions

What's in this
PDF

What's NOT
in this PDF

Article 004 - START HERE - Page 1 of 5

© Educircles / SEOT Mindset v2022-05-13

This resource is licensed. The teacher who bought this product receives an Individual License to use this resource.
Other teachers can buy an Individual License on this [page](#). If you have any questions, please email me at Mike@educircles.org.



educircles.org

Print this PDF

(it has all of the handouts)

File Table of Contents

What do I need	File Name	File type	Get the file
Slideshow	Slideshow	Google Slides	one-click copy
		Microsoft Powerpoint ⁽¹⁾	one-click copy
Article + Character mini-lesson + Discussion Questions	Handout A - Grade 6 <ul style="list-style-type: none"> • Reading time: 1 min 47 sec • Speaking time: 3 min 27 sec • 433 words, 39 sentences, 11 (18) paragraphs 	PDF	one-click copy
		Google Docs	one-click copy
		Microsoft Word ⁽¹⁾	one-click copy
	Handout B - Grade 8 <ul style="list-style-type: none"> • Reading time: 1 min 53 sec • Speaking time: 3 min 38 sec • 457 words, 32 sentences, 11 paragraphs 	PDF	one-click copy
		Google Docs	one-click copy
		Microsoft Word ⁽¹⁾	one-click copy
	Handout C - Grade 10 <ul style="list-style-type: none"> • Reading time: 2 min 5 sec • Speaking time: 4 min 1 sec • 518 words, 30 sentences, 11 paragraphs 	PDF	one-click copy
		Google Docs	one-click copy
		Microsoft Word ⁽¹⁾	one-click copy
Double-Entry Reading Journal (optional)	Graphic Organizer + Paragraph Response	PDF	one-click copy
		Google Docs	one-click copy
		Microsoft Word ⁽¹⁾	one-click copy
Answers (Asking Questions reading strategy)	Answers	PDF	one-click copy
Online version	Article 004 <ul style="list-style-type: none"> • TpT currently only allows one Easel by TpT document to be attached to a product. • All of the handouts are in this single file. • Delete the pages you don't need before assigning your file to students. • You can use the one-click copy link multiple times to create different versions. 	Easel by TpT	one-click copy

Google Slides

Powerpoint

Google Docs

Word

Easel by TpT

(1) If the fonts look messed up in Microsoft Word or Powerpoint, please [watch this video](#).

Click the link to edit a file

Name _____ Class _____ Date _____

AIRPLANE WHEEL

21st Century Learning Article #004

Read the following article and then answer the character discussion questions.



Airplane wheel falls off during takeoff in Canada

1. In January 2020, a wheel fell off the landing gear of a plane during takeoff.
2. The flight left Montreal, Quebec but it had to return to the airport. 49 passengers and 3 crew members were onboard. The pilots did an excellent job landing the plane. No one was injured.
3. Tom Van-Aken was one of the passengers. He saw sparks around the tire so he made a video and posted it online. As the plane lifts off, you can see one of the two wheels under the left-wing falls off.
4. The passenger joked online, "I'm currently on a plane that just lost a wheel. 2020 starting off well."
5. People watched this 5-second video over 140,000 times. Tom Podolec is a senior journalist at CTV News. He got more footage from the passenger that showed the plane landing. The journalist then tweeted this longer video. People watched this longer video over 1.3 million times!
6. Dave Cohen is a USAF pilot and flight instructor. He saw the landing video and complimented the pilot. "Awesome job holding the left gear off as long as possible... excellent technique!"
7. Several news outlets ran the story. Some headlines were dramatic. The headline from the New Zealand Herald was "Terrified passenger films moment wheel falls from plane."
8. A spokesperson for Jazz Aviation named Manon Stuart wrote about what happened. "Our experienced pilots kept complete control of the aircraft. Our pilots are trained to react to such situations and reacted conforming to proper procedure."
9. Michael Hollan is an associate editor for Fox News. In his news article, he gave more details from the airline.
10. → "During takeoff... one of the two wheels on the left main landing gear became detached.
→ The Dash 8-300 aircraft is equipped with six tires – two on the right landing gear, two on the left, and two on the nose wheel landing gear.
→ The experienced pilots maintained complete control of the aircraft.
→ Our pilots are well trained to deal with such situations and responded according to our standard operating procedures.

Article 004 Airplane Wheel - Handout A - Page 1 of 3
© Educircles / SEOT Mindset - v2022-05-13

Paragraphs
match

Handout A page 1



educircles.org

Simple words
Simple sentence structure

Sophisticated vocabulary
Complex sentence structure

→ After burning some fuel, the aircraft returned to Montreal and landed safely. There were no injuries.

→ Emergency vehicles were called as a precautionary measure — the safety of our passengers and crew is our top priority.

→ Our maintenance personnel in Montreal are conducting a thorough inspection of the aircraft to determine the cause and proceed with the necessary repairs.”

11. A news outlet contacted the passenger who made the first video. He said the landing was the most serious part. "We started to be serious and we didn't make jokes at this time. When the landing was completed we were very happy because the pilot did a very good job."

Character Mini-Lesson

When we say somebody has strong character, what we really mean is that person has the mental toughness to get through hard times and achieve their goals.

Anyone can learn to be more resilient and develop a habit of trying to persevere.

One way to build that mental toughness is to realize that success is based on hard work, learning, training and not giving up. This is the idea behind a Growth Mindset.

The opposite of a Growth Mindset is a Fixed Mindset which is when we believe that we succeed based on what we were born with. You either have it, or you don't.

FYI, just because we're in a Growth Mindset sometimes, doesn't mean we're always in a Growth Mindset. And, vice-versa. Sometimes, even Growth Mindset experts slip into a fixed mindset. If you find yourself in a Fixed Mindset, you can choose to put yourself back into a Growth Mindset.

When you feel like giving up, just know that you can jump from a Growth Mindset to a Fixed Mindset by adding the word "yet" to the end of a sentence. Instead of saying, "I can't do this," try saying, "I can't do this, yet." Yet helps us wonder how we could do this. It's a shift in mindset.

Shifting from a fixed mindset to a growth mindset is the beginning of a conversation about how to develop character. Building character takes time. When we fail and figure out a way to get up and climb over obstacles, we learn from our mistakes, but we also start to build confidence and realize that we can get through tough times. Overcoming little failures helps us build mental toughness. We start to build a habit of trying, and the more we try, the more we build character.



Handout A page 2



Name _____ Class _____ Date _____

Questions

Based on this character mini-lesson, how would you answer the following questions:

1. How will this emergency have an impact on other airlines and training?

2. Could this incident have been avoided in your opinion?

3. How did the pilots show grit, tenacity, resilience, or perseverance?

4. Why do you think the pilots were able to handle the stress of not having a wheel?

Handout A page 3



Questions

Name _____ Class _____ Date _____

AIRPLANE WHEEL

21st Century Learning Article #004

Read the following article and then answer the character discussion questions.



Airplane wheel falls off during takeoff in Canada

1. In January 2020, a wheel fell off the landing gear of a plane during takeoff.
2. The flight leaving Montreal, Quebec was forced to turn around and return back to the airport. 49 passengers and 3 crew members were on board. The pilots did an excellent job in landing the plane and no one was injured.
3. Tom Van-Aken filmed the entire situation from his window and posted it to social media. In his video, you can see sparks around the tire. As the plane lifts off the runway, one of the two wheels on the left wing landing gear falls off.
4. The passenger tweeted in French, "I'm currently on a plane that just lost a wheel. 2020 starting off well."
5. Van-Aken's 5 second video clip has been viewed over 140,000 times. Tom Podolec, a senior journalist at CTV News Toronto, obtained from Van-Aken a longer video clip of the airplane wheel falling off. Podolec's tweet has been viewed over 1.3 million times.
6. USAF pilot and flight instructor Dave Cohen responded to Podolec's tweet and praised the skill of the pilot. "Awesome job holding the left gear off as long as possible... excellent technique!"
7. Several news outlets ran the story. The headline from the Travel section of the New Zealand Herald read, "Terrified passenger films moment wheel falls from plane."
8. Manon Stuart is a Media Relations contact person for Jazz Aviation, the airline responsible for the flight. According to CBC News, Stuart wrote in an email, "Our experienced pilots kept complete control of the aircraft. Our pilots are trained to react to such situations and reacted conforming to proper procedure."
9. Michael Hollan, an associate editor for Fox News gave details in his news article from a statement obtained by Fox News from Jazz Aviation:
10. "During takeoff from Montreal en route to Bagotville, one of the two wheels on the left main landing gear became detached. The Dash 8-300 aircraft is equipped with six tires – two on the right landing gear, two on the left, and two on the nose wheel landing gear. The experienced pilots maintained complete control of the aircraft. Our pilots are well trained to deal with such situations and responded according to our standard operating procedures. After burning some fuel, the aircraft returned to Montreal and landed safely. There were no injuries. Emergency vehicles were called as a precautionary measure — the

Article 004 Airplane Wheel - Page 1 of 3

© 2022-05-13

Paragraphs
match

Handout B page 1



educircles.org

Simple words
Simple sentence structure

Sophisticated vocabulary
Complex sentence structure

safety of our passengers and crew is our top priority. Our maintenance personnel in Montreal are conducting a thorough inspection of the aircraft to determine the cause and proceed with the necessary repairs.”

11. CTV News reached out to Van-Aken for comment. He said the landing was the most serious part. "We started to be serious and we didn't make jokes at this time. When the landing was completed we were very happy because the pilot did a very good job."

Character Mini-Lesson

When we say somebody has strong character, what we really mean is that person has the mental toughness to get through hard times and achieve their goals.

Anyone can learn to be more resilient and develop a habit of trying to persevere.

One way to build that mental toughness is to realize that success is based on hard work, learning, training and not giving up. This is the idea behind a Growth Mindset.

The opposite of a Growth Mindset is a Fixed Mindset which is when we believe that we succeed based on what we were born with. You either have it, or you don't.

FYI, just because we're in a Growth Mindset sometimes, doesn't mean we're always in a Growth Mindset. And, vice-versa. Sometimes, even Growth Mindset experts slip into a fixed mindset. If you find yourself in a Fixed Mindset, you can choose to put yourself back into a Growth Mindset.

When you feel like giving up, just know that you can jump from a Growth Mindset to a Fixed Mindset by adding the word "yet" to the end of a sentence. Instead of saying, "I can't do this," try saying, "I can't do this, yet." Yet helps us wonder how we could do this. It's a shift in mindset.

Shifting from a fixed mindset to a growth mindset is the beginning of a conversation about how to develop character. Building character takes time. When we fail and figure out a way to get up and climb over obstacles, we learn from our mistakes, but we also start to build confidence and realize that we can get through tough times. Overcoming little failures helps us build mental toughness. We start to build a habit of trying, and the more we try, the more we build character.



Handout B page 2



Name _____ Class _____ Date _____

Questions

Based on this character mini-lesson, how would you answer the following questions:

1. How will this emergency have an impact on other airlines and training?

2. Could this incident have been avoided in your opinion?

3. How did the pilots show grit, tenacity, resilience, or perseverance?

4. Why do you think the pilots were able to handle the stress of not having a wheel?

Handout B page 3



Questions

Name _____ Class _____ Date _____

AIRPLANE WHEEL

21st Century Learning Article #004

Read the following article and then answer the character discussion questions.



Airplane wheel falls off during takeoff in Canada

1. In January 2020, a wheel fell off the landing gear of a plane during takeoff.
2. As a result, the flight leaving Montreal, Quebec was forced to turn around and return back to the airport. 49 passengers and 3 crew members were on board. The pilots did an excellent job in landing the plane and no one was injured.
3. Tom Van-Aken filmed the entire situation from his window and posted it to social media using his smartphone. In his video clip, you can see sparks around the tire as the plane accelerates and moments after the aircraft lifts off the tarmac, one of the two wheels on the left wing undercarriage falls off.
4. The passenger tweeted in French, "Bon bah là j'suis actuellement dans un avion qui vient de perdre une roue... 2020 commence plutôt bien," which translates to, "I'm currently on a plane that just lost a wheel. 2020 starting off well."
5. Van-Aken's 5 second video clip has been viewed over 140,000 times. Tom Podolec, a senior journalist at CTV News Toronto who specializes in real-time aircraft emergencies and flight alerts, obtained from Van-Aken a longer video clip of the airplane wheel falling off. Podolec's tweet has been viewed over 1.3 million times.
6. USAF pilot and flight instructor Dave Cohen responded to Podolec's tweet and praised the skill of the pilot. "Awesome job holding the left gear off as long as possible... excellent technique!"
7. Several local and international news outlets reported the incident. The headline from the Travel section of the New Zealand Herald read, "Terrified passenger films moment wheel falls from plane."
8. Manon Stuart is a Media Relations spokesperson for Jazz Aviation, the airline responsible for the flight. According to CBC News, Stuart wrote in an email, "Our experienced pilots kept complete control of the aircraft. Our pilots are trained to react to such situations and reacted conforming to proper procedure."
9. Michael Hollan, an associate editor for Fox News gave additional details in his news article from a statement obtained by Fox News from Jazz Aviation:
10. "During takeoff from Montreal en route to Bagotville, one of the two wheels on the left main landing gear became detached. The Dash 8-300 aircraft is equipped with six tires – two on the right landing gear, two on the left, and two on the nose wheel landing gear. The experienced pilots maintained complete

Article 004 Airplane Wheel - Handout C - Page 1 of 3

© Educircles / SEOT Mindset - v2022-05-13

Paragraphs
match

Handout C page 1



educircles.org

Simple words
Simple sentence structure

Sophisticated vocabulary
Complex sentence structure

control of the aircraft. Our pilots are well trained to deal with such situations and responded according to our standard operating procedures. After burning some fuel, the aircraft returned to Montreal and landed safely. There were no injuries. Emergency vehicles were called as a precautionary measure — the safety of our passengers and crew is our top priority. Our maintenance personnel in Montreal are conducting a thorough inspection of the aircraft to determine the cause and proceed with the necessary repairs.”

11. When local news station CTV News reached out to Van-Aken for comment, he said the landing was the most serious part. "We started to be serious and we didn't make jokes at this time. When the landing was completed we were very happy because the pilot did a very good job."

Character Mini-Lesson

When we say somebody has strong character, what we really mean is that person has the mental toughness to get through hard times and achieve their goals.

Anyone can learn to be more resilient and develop a habit of trying to persevere.

One way to build that mental toughness is to realize that success is based on hard work, learning, training and not giving up. This is the idea behind a Growth Mindset.

The opposite of a Growth Mindset is a Fixed Mindset which is when we believe that we succeed based on what we were born with. You either have it, or you don't.

FYI, just because we're in a Growth Mindset sometimes, doesn't mean we're always in a Growth Mindset. And, vice-versa. Sometimes, even Growth Mindset experts slip into a fixed mindset. If you find yourself in a Fixed Mindset, you can choose to put yourself back into a Growth Mindset.

When you feel like giving up, just know that you can jump from a Growth Mindset to a Fixed Mindset by adding the word "yet" to the end of a sentence. Instead of saying, "I can't do this," try saying, "I can't do this, yet." Yet helps us wonder how we could do this. It's a shift in mindset.

Shifting from a fixed mindset to a growth mindset is the beginning of a conversation about how to develop character. Building character takes time. When we fail and figure out a way to get up and climb over obstacles, we learn from our mistakes, but we also start to build confidence and realize that we can get through tough times. Overcoming little failures helps us build mental toughness. We start to build a habit of trying, and the more we try, the more we build character.



Handout C page 2



Name _____ Class _____ Date _____

Questions

Based on this character mini-lesson, how would you answer the following questions:

1. How will this emergency have an impact on other airlines and training?

2. Could this incident have been avoided in your opinion?

3. How did the pilots show grit, tenacity, resilience, or perseverance?

4. Why do you think the pilots were able to handle the stress of not having a wheel?

Handout C page 3



Questions

Name _____ Class _____ Date _____

DOUBLE ENTRY JOURNAL



PRE-WRITING / BRAINSTORMING: Use the double entry journal below to record ideas and quotes from today’s lesson to help you answer the discussion question:

Article 004. Airplane wheel falls off during takeoff in Canada


Discussion question: _____

The text	My thinking
<ul style="list-style-type: none">• Write down words, phrases or sentences from the hand outs, video, or other sources of information..• Describe something you see in an image or hear in a video.	<p>Write down your reaction to that idea</p> <ul style="list-style-type: none">• Make a comment / Give an opinion• Ask a question and guess the answer• Agree or disagree and explain why.• Would this actually work?• It would be better if...

page 1



PARAGRAPH RESPONSE



page 2

RESPONSE RUBRIC



READING	Level 4	Level 3	Level 2	Level 1
Ideas Understanding	Complex understanding of the article	Good understanding of the article	Some understanding of the article	Simple understanding of the article

WRITING	Level 4	Level 3	Level 2	Level 1
Ideas Point	Complex answer	Good answer	Simple answer	You really didn't answer the discussion question
Evidence	Strong evidence from the text that proves your point. You are concise and precise and use the exact phrase(s) from the text that prove your point.	Good evidence from the text that proves your point	Some evidence from the text but the quote is longer than it needs to be to prove your point. (there are irrelevant details.)	There is not enough evidence from the text or there are too many irrelevant details.
Explanation (thinking)	You very clearly explain how the evidence from the text proves your point.	You explain how the evidence from the text proves your point	You try to explain how your evidence from the text proves your point, but it's confusing or doesn't really prove your point.	You don't explain how your evidence from the text supports your answer (proves your point)



WRITING	Level 4	Level 3	Level 2	Level 1
Organization	Your writing is effectively organized in a logical manner that really proves your point	Your writing is organized and guides the reader through your support.	The organization of your paragraph is mechanical.	There isn't a clear sense of direction with your ideas.
	Your ideas flow very well	Your ideas flow well	You have a list of facts or ideas that are not well connected.	Your ideas are loosely or randomly strung together.
	You have an engaging introduction linked to your conclusion.	You have a clear introduction and summarize your point in your conclusion	Your introduction or conclusion may not be well developed or make sense.	Ineffective or missing introduction and conclusion

WRITING	Level 4	Level 3	Level 2	Level 1
Conventions (capitalization, grammar usage, punctuation, spelling)	You have strong mastery of standard writing conventions.	You have good control of writing conventions.	There are several errors...	There are many errors...
	The work is correct. There may be a few errors due to experimentation.	The work is generally correct.	... but they don't interfere with the readability	... I have trouble reading your paragraph.





educircles.org

Reading Article 004
AIRPLANE WHEEL

Social-Emotional Learning: **Character**
Reading Strategy: **Asking Questions**
version: v2022-05-13

ANSWERS / DISCUSSION GUIDE

NOTE: I came up with these answers based on my lived experiences and professional experiences as a Grade 8 Teacher in Ottawa, Canada. Like all question and answer keys, this document contains bias. Teaching resources and discussion guides normalize power inequities, single stories, and social norms.

I create content. I'm part of a system that needs a little help to amplify stories and perspectives that we don't often hear. I have unconscious bias. I don't know what I don't know.

If you think an answer in this resource is missing, biased, or incorrect, please email me at Mike@educircles.org with your perspective. This way, I can update this document to benefit from each other's perspectives, lived experiences, and teaching experiences. (If you like this note, you'll love this [Who is Invisible](#) slideshow.)

This article goes well with the [Asking Questions](#) reading strategy.

- The reading strategy is explained in this [YouTube video](#).
- The optional graphic organizer is in the file called **Graphic Organizer**.

Double Entry Journal graphic organizer

The text	My thinking
<ul style="list-style-type: none">• Write down words, phrases or sentences from the hand outs, video, or other sources of information..• Describe something you see in an image or hear in a video.	<p>Write down your reaction to that idea</p> <ul style="list-style-type: none">• Make a comment / Give an opinion• Ask a question and guess the answer• Agree or disagree and explain why.• Would this actually work?• It would be better if...

Article 004 - Answers - Page 1 of 4
© Educircles / SEOT Mindset v2022-05-13

This resource is licensed. The teacher who bought this product receives an Individual License to use this resource. Other teachers can buy an Individual License on this [page](#). If you have any questions, please email me at Mike@educircles.org.

page 1



educircles.org

Answers / Discussion Guide

Example

Discussion question: 1. How will this emergency have an impact on other airlines and training?

Before Reading Thinking

The text	My thinking
<p>(Before reading question)</p>	<p>Q1.</p> <p>Q2.</p> <p>Q3.</p>



During Reading Thinking

The text	My thinking
<p>(During reading question)</p>	<p>Q1.</p> <p>Q2.</p> <p>Q3.</p>

page 3



After Reading Thinking

The text	My thinking
<p>(After reading question)</p>	<p>Q1.</p> <p>Q2.</p> <p>Q3.</p>

page 4



About Educircles.org



educircles.org

- I want to help make the world a better place.
- I try to help people achieve goals and stand up for themselves and others.
- Oh, I also make resources for teachers.
- [Read more](#)

Want FREE stuff?

SIGN UP for the Educircles Newsletter

If you liked this resource, you would probably like

- [Growth Mindset \(6 Cs\) Social and Emotional Learning bundle](#)
- [Character Unit](#)
- [Reading for Meaning Comprehension Strategies](#)



Article 004 - START HERE - Page 3 of 5

© Educircles / SEOT Mindset v2022-05-13

This resource is licensed. The teacher who bought this product receives an Individual License to use this resource.
Other teachers can buy an Individual License on this [page](#). If you have any questions, please email me at Mike@educircles.org.



educircles.org

About, Credit, Changelog

Licensing, Copyright, & Sources

version 2021-11-16

Educircles and SEOT material are copyrighted. As a TpT Seller, I own this resource.

When you buy this resource, you get an **Individual License**. This license gives you specific rights to use this for limited purposes. Please see the [TpT Terms of Service page](#) (section 3).

You CAN modify this product for use with your students as much as you like!

- You can make copies for your students, classroom aides, and substitute teachers as necessary.
- You can make copies for students' parents, classroom observers, supervisors, or school administrators for review purposes only.
- You can share digital resources for use by your students (and, as needed, their parent/caregiver)

You CANNOT redistribute the original or a modified version of this resource.

- You can not upload this to a website (i.e., your TpT store), a shared school drive, or elsewhere.
- My work is copyright. You can't remix it and re-release it (even if it's a free product) unless doing so falls under fair use copyright law.

Each Individual License is for use by ONE (1) specific educator only.

- You may not share, send, sell, sublicense, or transfer the resource to someone else unless you purchase an additional license for each educator that you share access to the resource.
- Each educator needs to purchase an individual license to use this product.

General things to know about my work:

1. Fonts used are published under an [open font license](#) (OFL) and used with permission.
2. Icons are from [iconmonstr](#) or [icons8](#). I have a paid subscription that permits me to use the icons without individual attribution.
3. Images / video / audio used are creatives that:
 - I took / made myself,
 - are Public Domain or Creative Commons [CC0](#), [CC BY](#) found on repositories including but not limited to [Pexels](#), [Unsplash](#), [Pixabay](#), [Wikimedia](#) and used with permission,
 - are purchased stock photography or videography (i.e., [BigStock](#), [StoryBlocks](#)) or commissioned artwork (i.e., [Fiverr](#)),
 - or are used under the [fair-use legal doctrine](#) of copyright-protected works.
4. Any words, ideas, or concepts used in this work are either my own or from others used under the "Fair Use" doctrine for teaching purposes.
5. **I constantly learn and tweak my work.** If I update this file, I will change the version date at the end of the file name (i.e., v2021-11-08) - See the changelog for details.
6. **I try to respect copyright. If you think I have made an error, please email me at Mike@educircles.org.**


Specific things to know about this product: Article 004 version 2022-05-13

- Slideshow - slide 4: External link to Today (NBC) video used under Fair Use (commentary, education, and student research): Source: Today <https://youtu.be/h4Oi0BtvZps>

Article 004 - START HERE - Page 4 of 5

© Educircles / SEOT Mindset v2022-05-13

This resource is licensed. The teacher who bought this product receives an Individual License to use this resource.
Other teachers can buy an Individual License on this [page](#). If you have any questions, please email me at Mike@educircles.org.



educircles.org

About, Credit, Changelog

Changelog

I occasionally update and improve these products over time. You know, add a new coat of paint, touch up a few words, fix any mistakes, etc.

Once you purchase this lesson package, you get future updates for free!

- Download the most recent version: [Article 004 - Airplane Wheel](#)
- How to update (or know if you need to update): [HELP \(Article 004\)](#).

SINGLE PDF FILE update 2022-05-13

1. This product has been relaunched as a TpT digital download PDF product.
<https://links.educircles.org/tpt/article-004>
2. The original product was a TpT Google Drive product and will be archived.
<https://www.teacherspayteachers.com/Product/Article-004-5209784>
3. If you purchased the original Google Drive product, please email Mike@educircles.org

This product now has a Single PDF to print (with File Table of Contents and all handouts)

- **I added a digital learning version (Easel by TpT)**
- **CHANGES to content**
 - Changed video link (slide 4) to point to YouTube video (instead of embedding the video.)
 - Handout names have been changed so they now go in order from youngest to oldest
 - Handout A (Grade 6); Handout B (Grade 8); Handout C (Grade 10)
- Other changes
 - added filename + version number to slideshow
 - Simplified file names using descriptive words (handout, slideshow).

Version 1.5 (May 12, 2020)

- Updated this product to get ready for Distance Learning and Google Classroom
- Updated the read me first PDF; Added a Thank You PDF
- This product is now available in a bundle with 5 reading comprehension articles (each written at 3 different reading levels) and a comprehension strategy lesson
- **NO CHANGES have been made to the slideshow or handouts.**

Version 1.0: Initial release of Article 004 Airplane Wheel (Jan 30, 2020)

Article 004 - START HERE - Page 5 of 5


© Educircles / SEOT Mindset v2022-05-13

This resource is licensed. The teacher who bought this product receives an Individual License to use this resource.
Other teachers can buy an Individual License on this [page](#). If you have any questions, please email me at Mike@educircles.org.



educircles.org

About, Credit, Changelog



educircles.org